

RRAGB antibody

Catalog Number: 114919

Product name

RRAGB antibody

IP: 1:200-1:2000

IHC: 1:20-1:200

Specificity

Human, Mouse, Rat; other species not tested.

Antibody description

RRAGB Rabbit Polyclonal antibody. Positive IHC detected in human brain tissue. Positive IP detected in mouse testis tissue. Positive WB detected in human testis tissue, human brain tissue. Observed molecular weight by Western-blot: 40 kDa

Preparation

This antibody was obtained by immunization of RRAGB recombinant protein (Accession Number: NM_006064). Purification method: Antigen affinity purified.

Formulation

PBS with 0.02% sodium azide and 50% glycerol pH 7.3.

Storage

Store at -20°C. DO NOT ALIQUOT

Clonality

Polyclonal

Ig Type

Rabbit IgG

Applications


ELISA, WB, IHC, IP

Dilutions

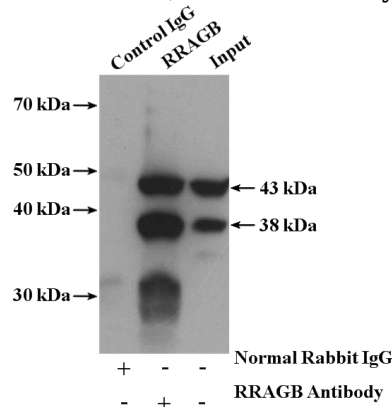
Recommended Dilution:

WB: 1:500-1:5000

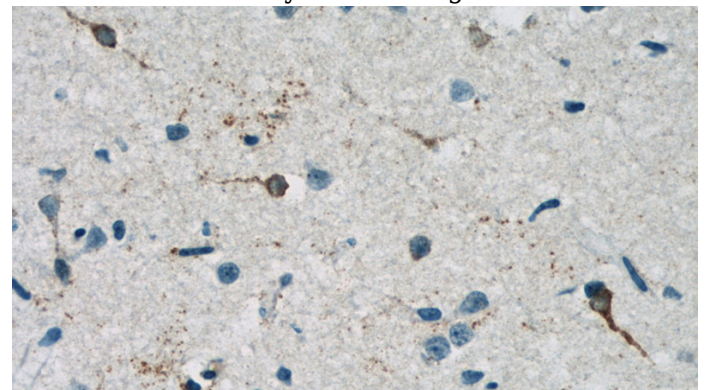
Validations



human testis tissue were subjected to SDS PAGE followed by western blot with Catalog No:114919(RRAGB antibody) at dilution of 1:500



IP Result of anti-RRAGB (IP:Catalog No:114919, 4ug; Detection:Catalog No:114919 1:500) with mouse testis tissue lysate 4000ug.



Immunohistochemistry of paraffin-embedded human brain tissue slide using Catalog

RRAGB antibody



Catalog Number: 114919

No:114919(RRAGB Antibody) at dilution of 1:50 (under 40x lens)