

PKN2 antibody



Catalog Number: 113919

Product name

PKN2 antibody

WB: 1:500-1:5000

IP: 1:500-1:5000

Specificity


Human, Mouse, Rat; other species not tested.

IF: 1:10-1:100

Antibody description

PKN2 Rabbit Polyclonal antibody. Positive IP detected in COLO 320 cells. Positive WB detected in A2780 cells, COLO 320 cells, HEK-293 cells, HeLa cells, K-562 cells, SKOV-3 cells. Positive FC detected in HepG2 cells. Positive IF detected in HepG2 cells, HeLa cells. Observed molecular weight by Western-blot: 130 kDa

Validations



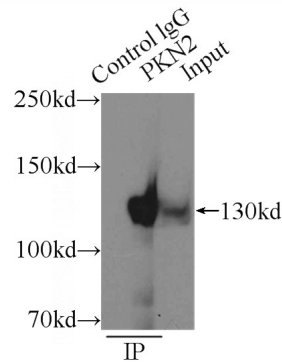
Preparation

This antibody was obtained by immunization of PKN2 recombinant protein (Accession Number: BC062620). Purification method: Antigen affinity purified.

A2780 cells were subjected to SDS PAGE followed by western blot with Catalog No:113919(PKN2 antibody) at dilution of 1:500

Formulation

PBS with 0.02% sodium azide and 50% glycerol pH 7.3.



Storage

Store at -20°C. DO NOT ALIQUOT

Clonality

Polyclonal

IP Result of anti-PKN2 (IP:Catalog No:113919, 3ug; Detection:Catalog No:113919 1:1000) with COLO 320 cells lysate 2500ug.

Ig Type

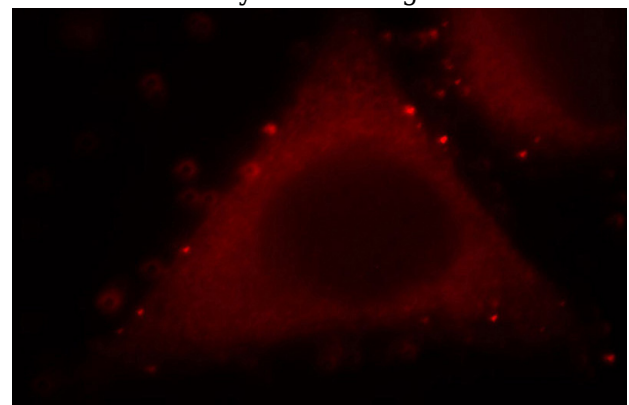
Rabbit IgG

Applications

ELISA, WB, IF, IP, FC

Dilutions

Recommended Dilution:

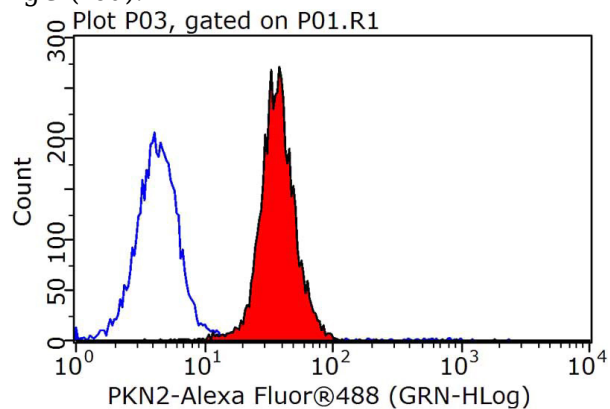


PKN2 antibody



Catalog Number: 113919

Immunofluorescent analysis of HepG2 cells, using PKN2 antibody Catalog No:113919 at 1:25 dilution and Rhodamine-labeled goat anti-rabbit IgG (red).



1X10⁶ HepG2 cells were stained with 0.2ug PKN2 antibody (Catalog No:113919, red) and control antibody (blue). Fixed with 90% MeOH blocked with 3% BSA (30 min). Alexa Fluor 488-conjugated AffiniPure Goat Anti-Rabbit IgG(H+L) with dilution 1:1500.