

KBTBD10 antibody



Catalog Number: 111919

Product name

KBTBD10 antibody

Specificity

Human, Mouse; other species not tested.

Antibody description

KBTBD10 Rabbit Polyclonal antibody. Positive WB detected in mouse heart tissue. Positive IHC detected in human heart tissue, human skeletal muscle tissue. Observed molecular weight by Western-blot: 68 kDa

Preparation

This antibody was obtained by immunization of KBTBD10 recombinant protein (Accession Number: NM_006063). Purification method: Antigen affinity purified.

Formulation

PBS with 0.1% sodium azide and 50% glycerol pH 7.3.

Storage

Store at -20°C. DO NOT ALIQUOT

Clonality

Polyclonal

Ig Type

Rabbit IgG

Applications

ELISA, WB, IHC

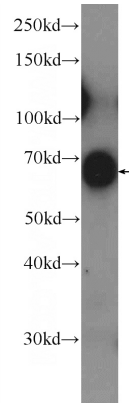
Dilutions

Recommended Dilution:

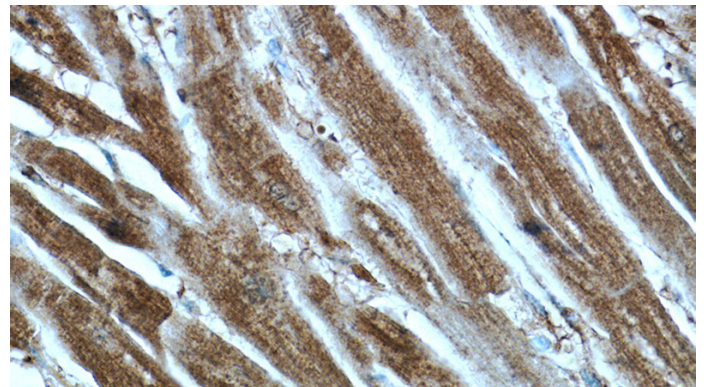
WB: 1:500-1:5000

IHC: 1:20-1:200

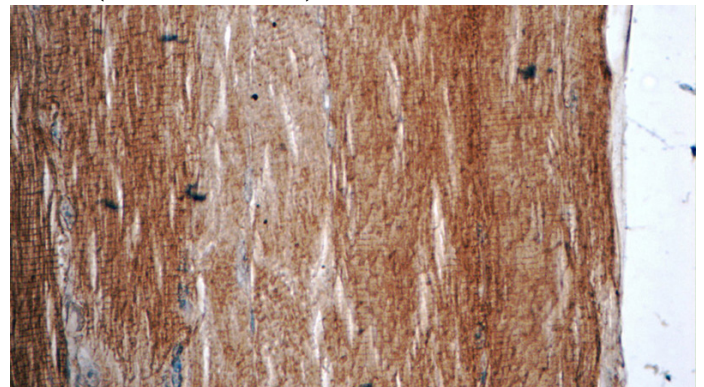
Validations



mouse heart tissue were subjected to SDS PAGE followed by western blot with Catalog No:111919(KBTBD10 Antibody) at dilution of 1:1500



Immunohistochemistry of paraffin-embedded human heart tissue slide using Catalog No:111919(KBTBD10 Antibody) at dilution of 1:100 (under 40x lens)



Immunohistochemistry of paraffin-embedded human skeletal muscle tissue slide using Catalog

KBTBD10 antibody



Catalog Number: 111919

No:111919(KBTBD10 Antibody) at dilution of 1:50 (under 40x lens)