

Catalog Number: 168519

Product name

Anti-BCRP/ABCG2 (2F7) Mouse antibody

Specificity

Human, Mouse, Monkey

Antibody description

BCRP/ABCG2 (2F7) Mouse monoclonal antibody

Preparation

Antigen: Purified recombinant fragment of human ABCG2 expressed in E. Coli.

Formulation

Ascitic fluid containing 0.03% sodium azide.

Storage

Store at 4°C short term. Store at -20°C long term. Avoid freeze / thaw cycle.

Clonality

Monoclonal

Ig Type

Mouse IgG1

Applications

WB, IHC-P, ICC/IF, FC

Dilutions

WB: 1/500 - 1/2000

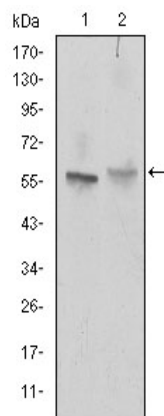
IHC: 1/200 - 1/1000

ICC: 1/200 - 1/1000

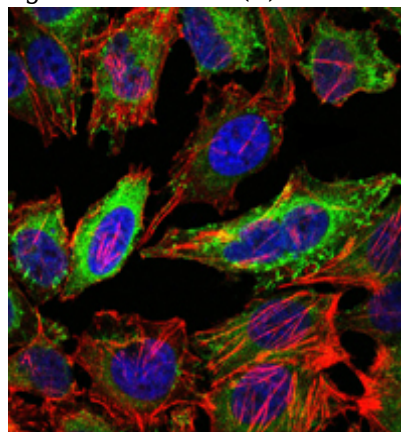
FC: 1/200 - 1/400

ELISA: 1/10000

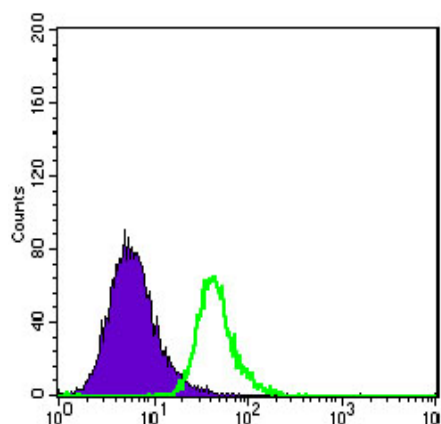
Validations



Western blot analysis using ABCG2 mouse mAb against NIH/3T3 (1) and Cos7 (2) cell lysate.



Immunofluorescence analysis of HeLa cells using ABCG2 mouse mAb (green). Blue

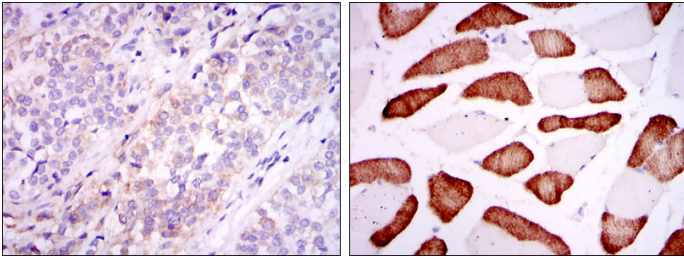


Flow cytometric analysis of HepG2 cells using ABCG2 mouse mAb (green) and negative control (purple).

Anti-BCRP/ABCG2 (2F7) Mouse antibody



Catalog Number: 168519



Immunohistochemical analysis of paraffin-embedded bladder cancer tissues (left) and skeletal muscle tissues (right) using ABCG2 mouse mAb with DAB staining.