

# NEU4 antibody

Catalog Number: 113119

## Product name

NEU4 antibody

## Immunogen

[Human NEU4 Recombinant protein \(GST tag\)](#)

## Specificity

Human; other species not tested.

## Antibody description

NEU4 Rabbit Polyclonal antibody. Positive WB detected in L02 cells. Positive IP detected in L02 cells. Positive IHC detected in human liver tissue. Observed molecular weight by Western-blot: 52-55 kDa

## Preparation

This antibody was obtained by immunization of NEU4 recombinant protein (Accession Number: NM\_080741). Purification method: Antigen affinity purified.

## Formulation

PBS with 0.1% sodium azide and 50% glycerol pH 7.3.

## Storage

Store at -20°C. DO NOT ALIQUOT

## Clonality

Polyclonal

## Ig Type

Rabbit IgG

## Applications

ELISA, IHC, WB, IP

## Dilutions

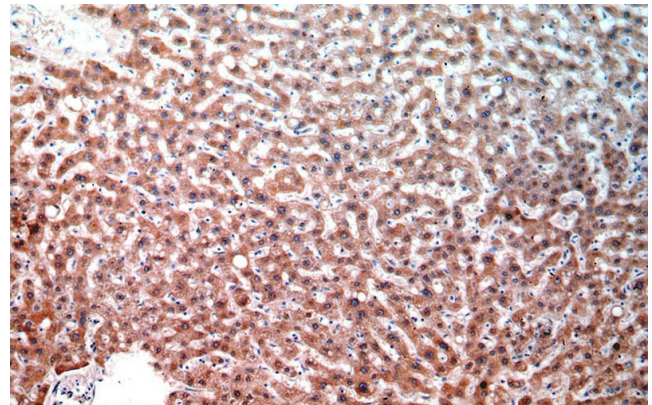
Recommended Dilution:

WB: 1:500-1:5000

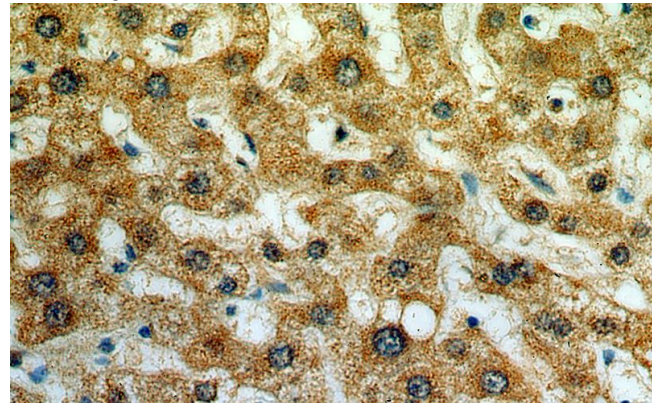
IP: 1:200-1:2000

IHC: 1:20-1:200

## Validations



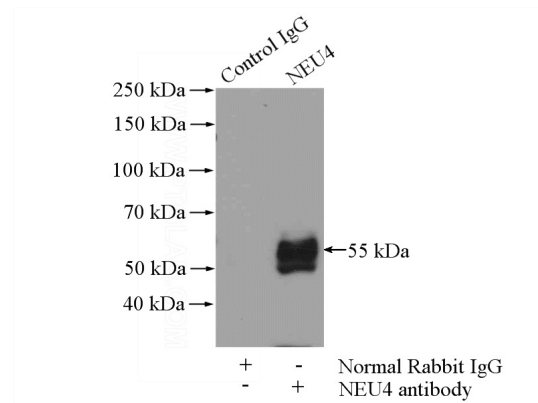
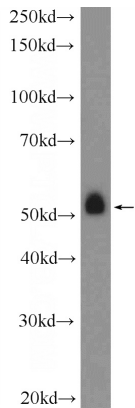
Immunohistochemical of paraffin-embedded human liver using Catalog No:113119(NEU4 antibody) at dilution of 1:50 (under 10x lens)



Immunohistochemical of paraffin-embedded human liver using Catalog No:113119(NEU4 antibody) at dilution of 1:50 (under 40x lens)

# NEU4 antibody

Catalog Number: 113119



L2 cells were subjected to SDS PAGE followed by western blot with Catalog No:113119(NEU4 Antibody) at dilution of 1:1000

IP Result of anti-NEU4 (IP:Catalog No:113119, 4ug; Detection:Catalog No:113119 1:500) with L2 cells lysate 1400ug.