

PPP4R1 Polyclonal Antibody



Catalog Number: 165819

Product name

PPP4R1 Polyclonal Antibody

Specificity

Human, Mouse

Antibody description

Polyclonal antibody to PPP4R1

Preparation

Antigen: Recombinant fusion protein containing a sequence corresponding to amino acids 324-647 of human PPP4R1 (NP_001035847.1).

Formulation

PBS with 0.02% sodium azide, 50% glycerol, pH7.3.

Storage

Store at -20°C. Avoid freeze / thaw cycles.

Clonality

Polyclonal

Ig Type

Rabbit IgG

Applications

WB, IHC, IP

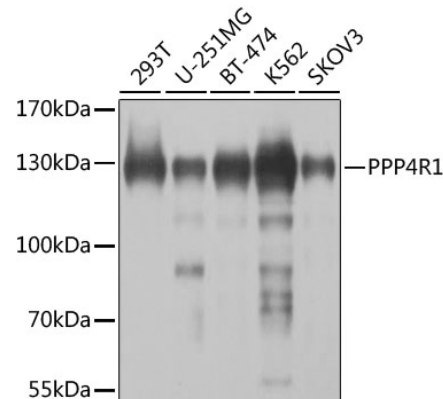
Dilutions

WB 1:500 - 1:2000

IHC 1:50 - 1:100

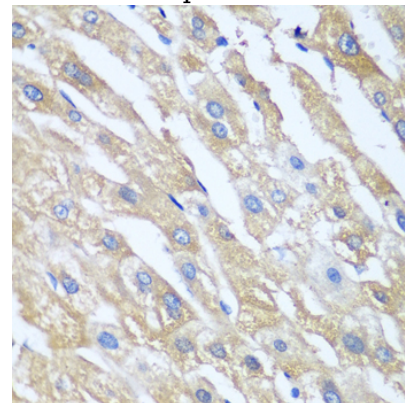
IP 1:50 - 1:100

Validations



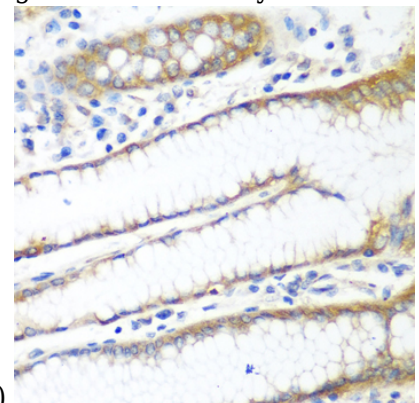
Western blot - PPP4R1 Polyclonal Antibody

Western blot analysis of extracts of various cell lines, using PPP4R1 antibody at 1:1000 dilution. Secondary antibody: HRP Goat Anti-Rabbit IgG (H+L) at 1:10000 dilution. Lysates/proteins: 25ug per lane. Blocking buffer: 3% nonfat dry milk in TBST. Detection: ECL Basic Kit. Exposure time: 5s.



Immunohistochemistry - PPP4R1 Polyclonal Antibody

Immunohistochemistry of paraffin-embedded human liver using PPP4R1 antibody at dilution of



1:100 (40x lens).


PPP4R1 Polyclonal Antibody



Catalog Number: 165819

Immunohistochemistry - PPP4R1 Polyclonal Antibody

Immunohistochemistry of paraffin-embedded human stomach using PPP4R1 antibody at dilution



Immunoprecipitation - PPP4R1 Polyclonal Antibody

Immunoprecipitation analysis of 200ug extracts of 293T cells, using 3 ug PPP4R1 antibody . Western blot was performed from the immunoprecipitate using PPP4R1 antibody at a dilution of 1:1000.