

GLAST antibody



Catalog Number: 111019

Product name

GLAST antibody

Immunogen

[Human SLC1A3 Recombinant protein \(GST tag\)](#)

Specificity

Human, Mouse, Rat; other species not tested.

Antibody description

GLAST Rabbit Polyclonal antibody. Positive WB detected in Neuro-2a cells, C6 cells, mouse brain tissue. Positive IHC detected in human brain tissue, mouse brain tissue. Observed molecular weight by Western-blot: 50-55, 90-100 kDa

Preparation

This antibody was obtained by immunization of GLAST recombinant protein (Accession Number: NM_004172). Purification method: Antigen affinity purified.

Formulation

PBS with 0.1% sodium azide and 50% glycerol pH 7.3.

Storage

Store at -20°C. DO NOT ALIQUOT

Clonality

Polyclonal

Ig Type

Rabbit IgG

Applications

ELISA, IHC, WB

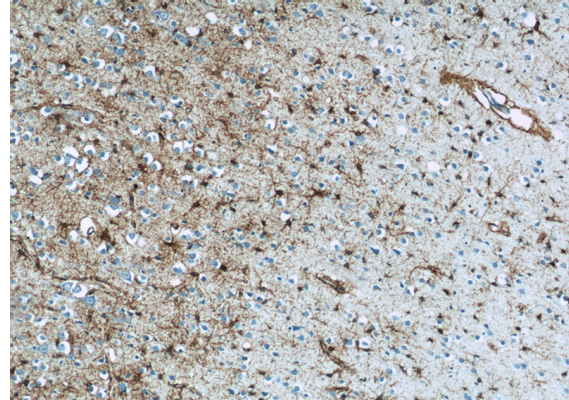
Dilutions

Recommended Dilution:

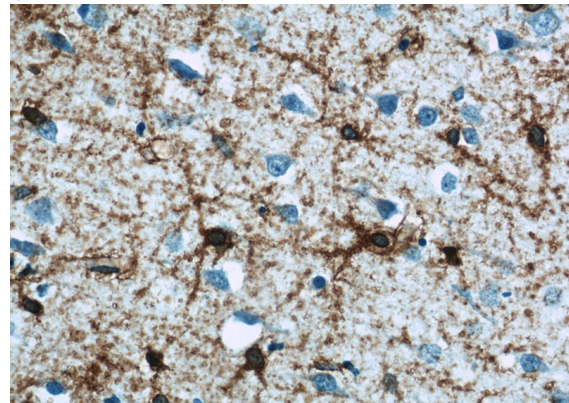
WB: 1:500-1:5000

IHC: 1:20-1:200

Validations



Immunohistochemistry of paraffin-embedded human brain tissue slide using Catalog No:111019(SLC1A3 Antibody) at dilution of 1:50 (under 10x lens)




Immunohistochemistry of paraffin-embedded human brain tissue slide using Catalog No:111019(SLC1A3 Antibody) at dilution of 1:50

GLAST antibody



Catalog Number: 111019



Neuro-2a cells were subjected to SDS PAGE followed by western blot with Catalog No:111019(SLC1A3 Antibody) at dilution of 1:1000