

# cIAP2 antibody

Catalog Number: 109309

## Product name

cIAP2 antibody

IHC: 1:20-1:200

IF: 1:20-1:200

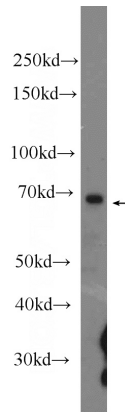
## Specificity

Human; other species not tested.

## Validations

## Antibody description

cIAP2 Rabbit Polyclonal antibody. Positive WB detected in U-937 cells, HeLa cells. Positive IHC detected in human tonsillitis tissue, human lung cancer tissue, human testis tissue. Positive IF detected in HeLa cells. Observed molecular weight by Western-blot: 68 kDa



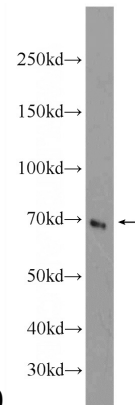
## Preparation

This antibody was obtained by immunization of cIAP2 recombinant protein (Accession Number: BC027485). Purification method: Antigen affinity purified.

U-937 cells were subjected to SDS PAGE followed by western blot with Catalog No:109309(BIRC3

## Formulation

PBS with 0.1% sodium azide and 50% glycerol pH 7.3.



## Storage

Store at -20°C. DO NOT ALIQUOT

Antibody) at dilution of 1:1000

## Clonality

Polyclonal

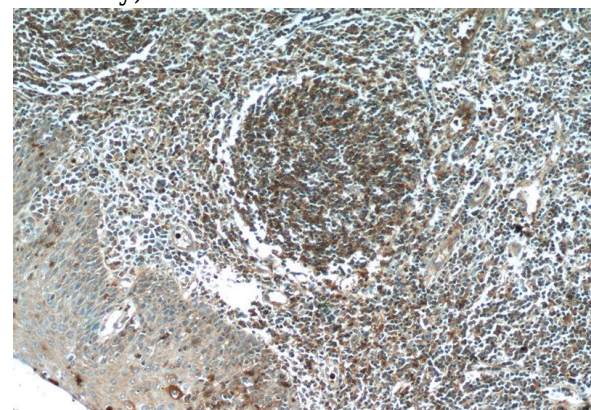
HeLa cells were subjected to SDS PAGE followed by western blot with Catalog No:109309(BIRC3 Antibody) at dilution of 1:600

## Ig Type

Rabbit IgG

## Applications

ELISA, WB, IHC, IF



## Dilutions

Recommended Dilution:

WB: 1:500-1:5000

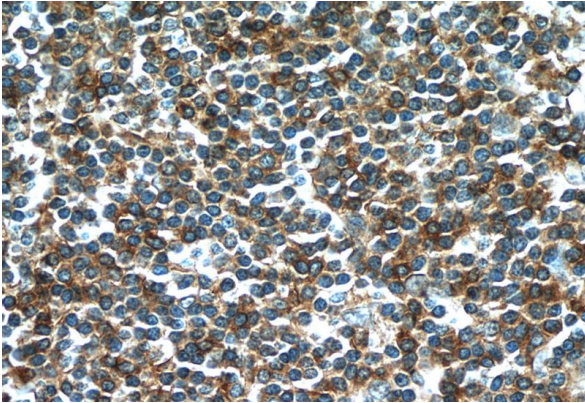
Immunohistochemistry of paraffin-embedded human tonsillitis tissue slide using Catalog

# cIAP2 antibody

Catalog Number: 109309

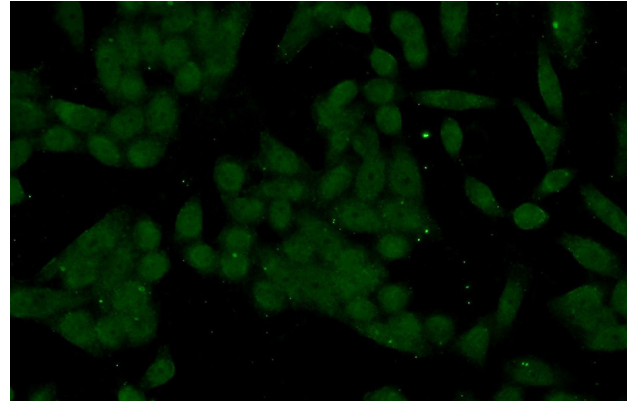
---

No:109309(BIRC3 Antibody) at dilution of 1:50  
(under 10x lens)



Immunohistochemistry of paraffin-embedded human tonsillitis tissue slide using Catalog No:109309(BIRC3 Antibody) at dilution of 1:50

(under 40x lens)



Immunofluorescent analysis of HeLa cells using Catalog No:109309(BIRC3 Antibody) at dilution of 1:50 and Alexa Fluor 488-conjugated AffiniPure Goat Anti-Rabbit IgG(H+L)