

# IDNK antibody

Catalog Number: 111609

## Product name

IDNK antibody

## Specificity

Human, Mouse; other species not tested.

## Antibody description

IDNK Rabbit Polyclonal antibody. Positive IHC detected in human kidney tissue, human liver tissue, human testis tissue. Positive WB detected in human testis tissue, HeLa cells. Observed molecular weight by Western-blot: 26-35 kDa

## Preparation

This antibody was obtained by immunization of IDNK recombinant protein (Accession Number: BC142991). Purification method: Antigen affinity purified.

## Formulation

PBS with 0.1% sodium azide and 50% glycerol pH 7.3.

## Storage

Store at -20°C. DO NOT ALIQUOT

## Clonality

Polyclonal

## Ig Type

Rabbit IgG

## Applications

ELISA, IHC, WB

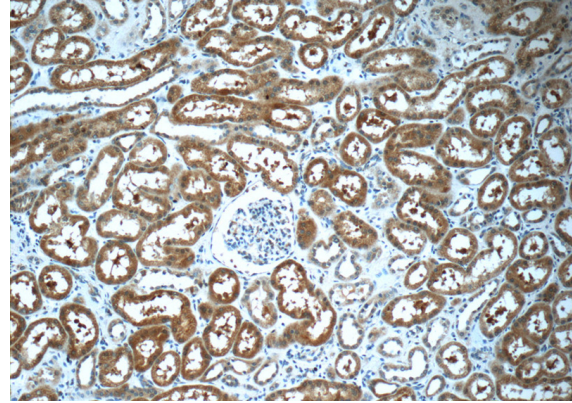
## Dilutions

Recommended Dilution:

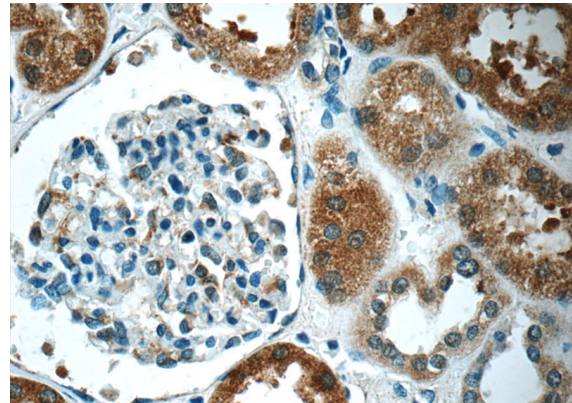
WB: 1:200-1:1000

IHC: 1:20-1:200

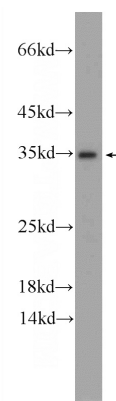
## Validations



Immunohistochemistry of paraffin-embedded human kidney slide using Catalog No:111609(IDNK Antibody) at dilution of 1:50 (under 10x lens)



Immunohistochemistry of paraffin-embedded human kidney slide using Catalog No:111609(IDNK Antibody) at dilution of 1:50



(under 40x lens)

human testis tissue were subjected to SDS PAGE followed by western blot with Catalog

# IDNK antibody



Catalog Number: 111609

---

No:111609(IDNK Antibody) at dilution of 1:300