

FGFR1 antibody

Catalog Number: 107209

Product name

FGFR1 antibody

Specificity

Human, Mouse; other species not tested.

Antibody description

FGFR1 Mouse Monoclonal antibody. Positive FC detected in K-562 cells. Positive IHC detected in human breast cancer tissue. Positive WB detected in Y79 cells, 3T3-L1 cells, K-562 cells. Observed molecular weight by Western-blot: 90 kDa

Preparation

This antibody was obtained by immunization of FGFR1 recombinant protein (Accession Number: NM_015850). Purification method: Protein A purified.

Formulation

PBS with 0.02% sodium azide and 50% glycerol pH 7.3.

Storage

Store at -20°C. DO NOT ALIQUOT

Clonality

Monoclonal

Ig Type

Mouse IgG2c

Applications

ELISA, WB, IHC, FC


Dilutions

Recommended Dilution:

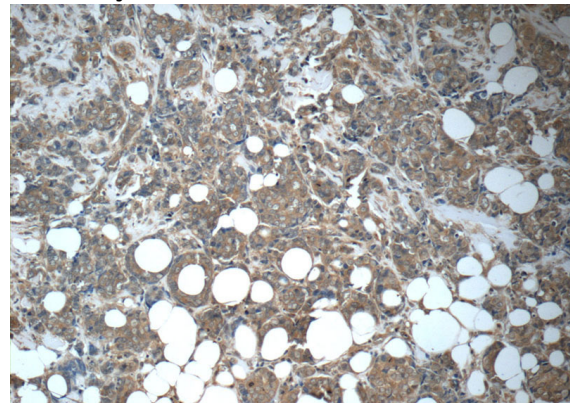
WB: 1:500-1:5000

IHC: 1:20-1:200

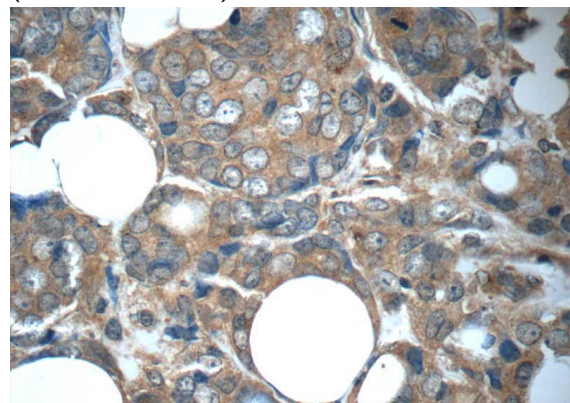
Validations



Y79 cells were subjected to SDS PAGE followed by western blot with Catalog No:107209(FGFR1 Antibody) at dilution of 1:1000



Immunohistochemistry of paraffin-embedded human breast cancer tissue slide using Catalog No:107209(FGFR1 Antibody) at dilution of 1:50 (under 10x lens)

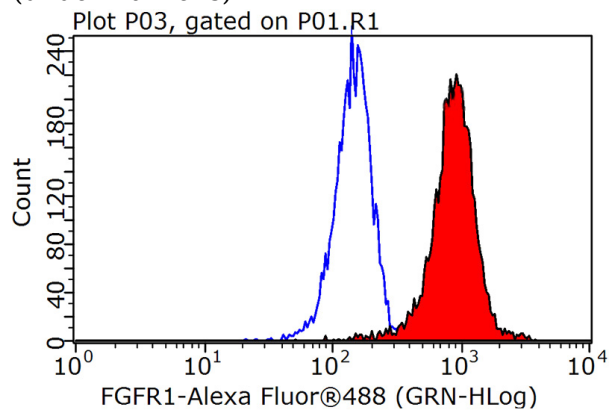


Immunohistochemistry of paraffin-embedded human breast cancer tissue slide using Catalog

FGFR1 antibody

Catalog Number: 107209

No:107209(FGFR1 Antibody) at dilution of 1:50
(under 40x lens)



1×10^6 K-562 cells were stained with 0.2ug FGFR1 antibody (Catalog No:107209, red) and control antibody (blue). Fixed with 90% MeOH blocked with 3% BSA (30 min). Alexa Fluor 488-conjugated AffiniPure Goat Anti-Mouse IgG(H+L) with dilution 1:1000.