

TPP1 antibody

Catalog Number: 116209

Product name

TPP1 antibody

Specificity

Human, Mouse, Rat; other species not tested.

Antibody description

TPP1 Rabbit Polyclonal antibody. Positive IHC detected in human colon cancer tissue. Positive WB detected in human colon tissue. Observed molecular weight by Western-blot: 66kd

Preparation

This antibody was obtained by immunization of TPP1 recombinant protein (Accession Number: NM_000391). Purification method: Antigen affinity purified.

Formulation

PBS with 0.02% sodium azide and 50% glycerol pH 7.3.

Storage

Store at -20°C. DO NOT ALIQUOT

Clonality

Polyclonal

Ig Type

Rabbit IgG

Applications

ELISA, WB, IHC


Dilutions

Recommended Dilution:

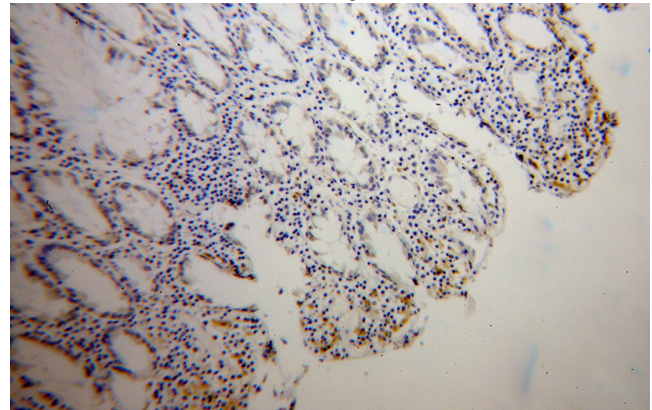
WB: 1:200-1:2000

IHC: 1:20-1:200

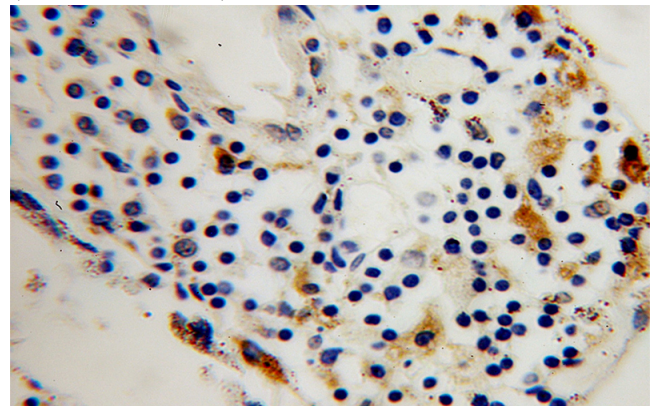
Validations



human colon tissue were subjected to SDS PAGE followed by western blot with Catalog No:116209(TPP1 antibody) at dilution of 1:300



Immunohistochemical of paraffin-embedded human colon cancer using Catalog No:116209(TPP1 antibody) at dilution of 1:50 (under 10x lens)



Immunohistochemical of paraffin-embedded human colon cancer using Catalog No:116209(TPP1 antibody) at dilution of 1:50 (under 40x lens)