

Calretinin antibody



Catalog Number: 108909

Product name

Calretinin antibody

ELISA, WB, IHC

Dilutions

Recommended Dilution:

Immunogen

[Human Calretinin Recombinant protein \(GST tag\)](#)

WB: 1:1000-1:10000

Specificity

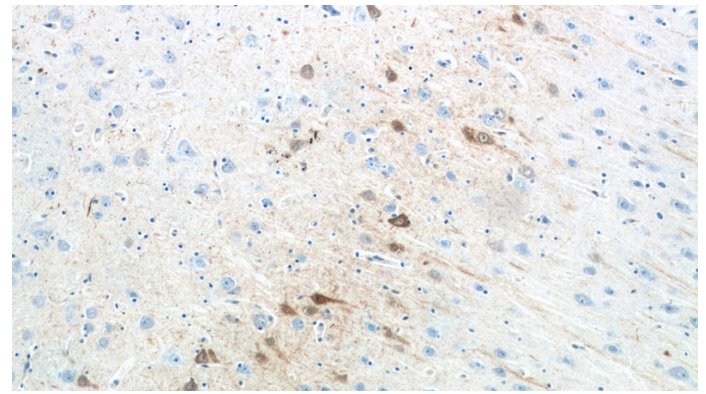
Human, Mouse, Rat; other species not tested.

IHC: 1:50-1:500

Validations

Antibody description

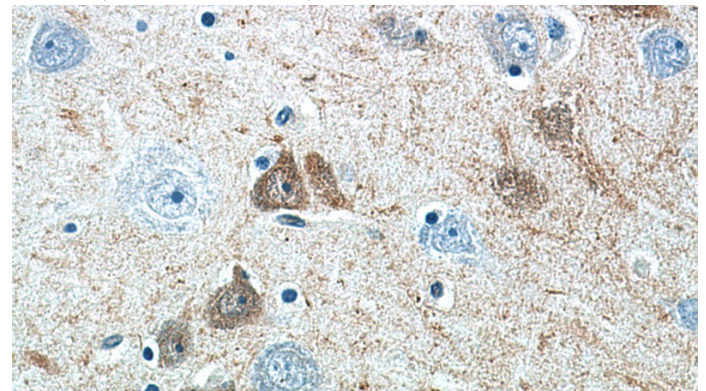
Calretinin Rabbit Polyclonal antibody. Positive WB detected in fetal human brain tissue, human brain tissue, human colon tissue, human ileum tissue, mouse colon tissue, rat brain tissue. Positive IHC detected in human brain tissue, human appendix tissue, human cerebellum tissue, human colon cancer tissue, human ovary tumor tissue, human testis tissue. Observed molecular weight by Western-blot: 29 kDa



Immunohistochemistry of paraffin-embedded human brain tissue slide using Catalog No:108909(Calretinin Antibody) at dilution of 1:200 (under 10x lens).

Preparation

This antibody was obtained by immunization of Calretinin recombinant protein (Accession Number: NM_001740). Purification method: Antigen affinity purified.



Immunohistochemistry of paraffin-embedded human brain tissue slide using Catalog No:108909(Calretinin Antibody) at dilution of

Formulation

PBS with 0.1% sodium azide and 50% glycerol pH 7.3.

Storage

Store at -20°C. DO NOT ALIQUOT

Clonality

Polyclonal

Ig Type


Rabbit IgG

Applications

Calretinin antibody



Catalog Number: 108909



fetal human brain tissue were subjected to SDS PAGE followed by western blot with Catalog No:108909(Calretinin Antibody) at dilution of 1:2000

1:200 (under 40x lens).