

Anti-Cytokeratin 5 Mouse antibody



Catalog Number: 168509

Product name

Anti-Cytokeratin 5 Mouse antibody

Specificity

Human

Antibody description

Cytokeratin 5 Mouse monoclonal antibody

Preparation

Antigen: Purified recombinant fragment of Cytokeratin 5 expressed in E. Coli.

Formulation

Ascitic fluid containing 0.03% sodium azide.

Storage

Store at 4°C short term. Store at -20°C long term. Avoid freeze / thaw cycle.

Clonality

Monoclonal

Ig Type

Mouse IgG1

Applications

IHC-P, ICC/IF

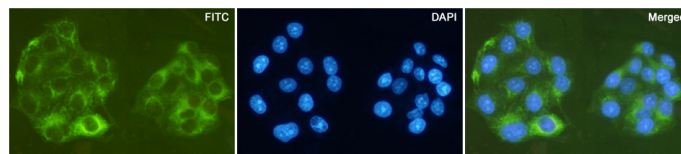
Dilutions

IHC: 1/200 - 1/1000

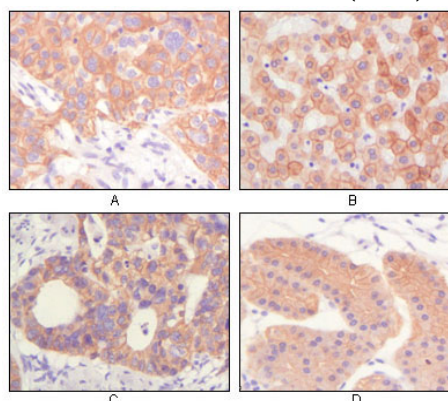
ICC: 1/200 - 1/1000

ELISA: 1/10000

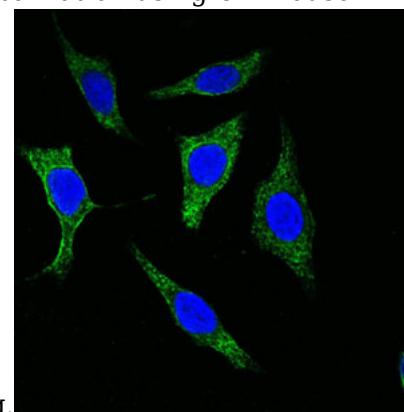
Validations



Immunofluorescent analysis of HeLa cells fixed with -20°C Methanol and using Cytokeratin (Pan) Mouse mAb (168509, dilution 1:500, green). DAPI was used to stain nucleus (blue).



Immunohistochemical analysis of paraffin-embedded human lung squamous cell carcinoma (A), normal hepatocyte (B), colon adenocarcinoma (C), normal stomach tissue (D), showing cytoplasmic and membrane localization using CK mouse mAb with DAB staining.



Confocal immunofluorescence analysis of methanol-fixed Eca-109 cells using Cytokeratin (Pan) mouse mAb (green), showing cytoplasmic localization. Blue