

# UBC9 antibody

Catalog Number: 116509

## Product name

UBC9 antibody

## Specificity

Human, Mouse, Rat; other species not tested.

## Antibody description

UBC9 Rabbit Polyclonal antibody. Positive WB detected in mouse spleen tissue, HEK-293 cells, human testis tissue, Jurkat cells. Positive IHC detected in human lung cancer tissue. Observed molecular weight by Western-blot: 21kd

## Preparation

This antibody was obtained by immunization of UBC9 recombinant protein (Accession Number: NM\_003345). Purification method: Antigen affinity purified.

## Formulation

PBS with 0.1% sodium azide and 50% glycerol pH 7.3.

## Storage

Store at -20°C. DO NOT ALIQUOT

## Clonality

Polyclonal

## Ig Type

Rabbit IgG

## Applications

ELISA, WB, IHC


## Dilutions

Recommended Dilution:

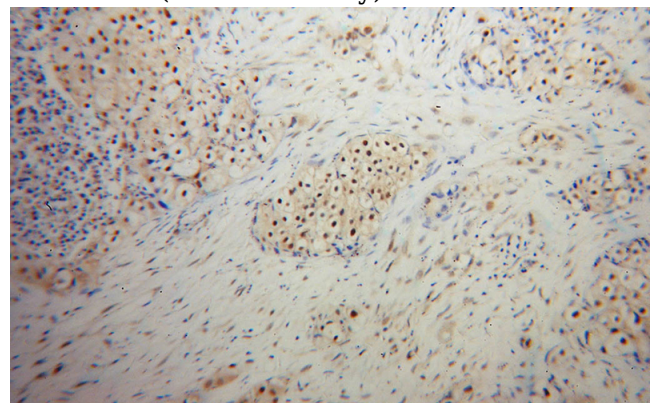
WB: 1:500-1:5000

IHC: 1:20-1:200

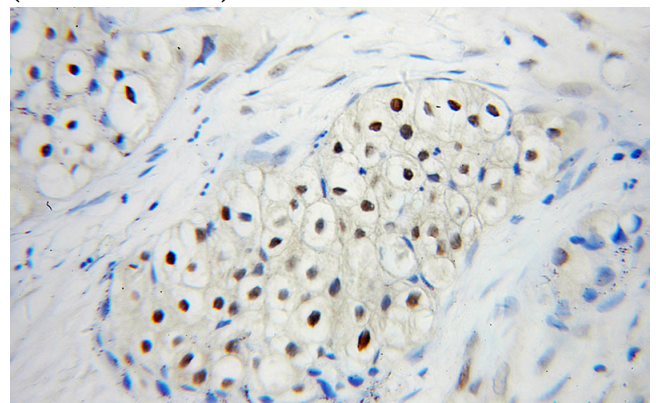
## Validations



mouse spleen tissue were subjected to SDS PAGE followed by western blot with Catalog No:116509(UBC9 antibody) at dilution of 1:50



Immunohistochemical of paraffin-embedded human lung cancer using Catalog No:116509(UBC9 antibody) at dilution of 1:50 (under 10x lens)



Immunohistochemical of paraffin-embedded human lung cancer using Catalog

# UBC9 antibody



Catalog Number: 116509

---

No:116509(UBC9 antibody) at dilution of 1:50 (under 40x lens)