

DNAJC21 antibody

Catalog Number: 110109

Product name

DNAJC21 antibody

IHC: 1:20-1:200

IF: 1:20-1:200

Specificity

Human, Mouse, Rat; other species not tested.

Antibody description

DNAJC21 Rabbit Polyclonal antibody. Positive IHC detected in human pancreas tissue. Positive IF detected in HeLa cells. Positive WB detected in HEK-293 cells, HeLa cells, mouse brain tissue, rat brain tissue. Observed molecular weight by Western-blot: 70 kDa

Preparation

This antibody was obtained by immunization of DNAJC21 recombinant protein (Accession Number: BC107577). Purification method: Antigen Affinity purified.

Formulation

PBS with 0.02% sodium azide and 50% glycerol pH 7.3.

Storage

Store at -20°C. DO NOT ALIQUOT

Clonality

Polyclonal

Ig Type

Rabbit IgG

Applications

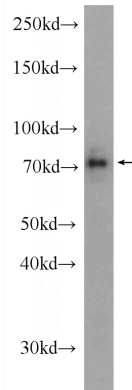
ELISA, WB, IHC, IF

Dilutions

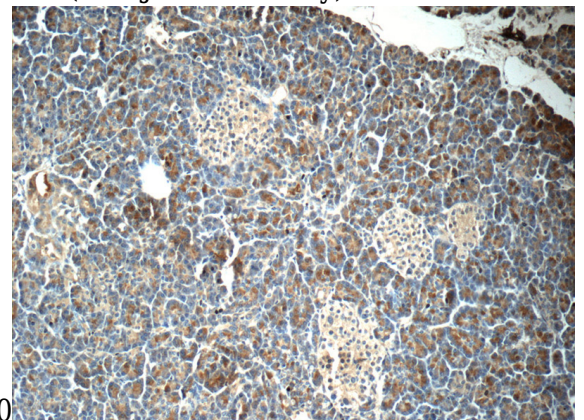
Recommended Dilution:

WB: 1:500-1:5000

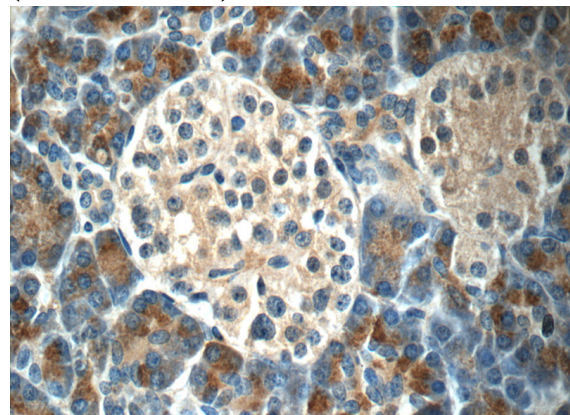
Validations



HEK-293 cells were subjected to SDS PAGE followed by western blot with Catalog No:110109(DNAJC21 Antibody) at dilution of



Immunohistochemistry of paraffin-embedded human pancreas tissue slide using Catalog No:110109(DNAJC21 Antibody) at dilution of 1:50 (under 10x lens)

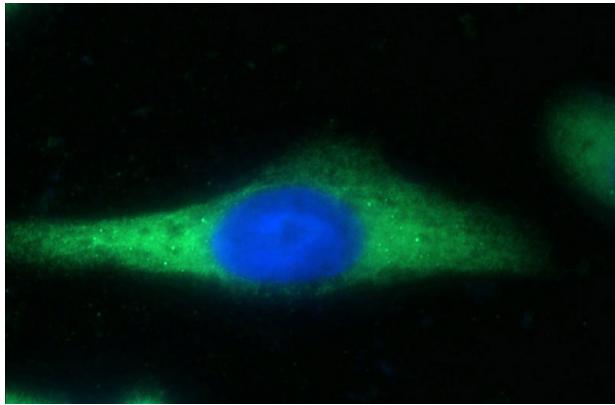


DNAJC21 antibody



Catalog Number: 110109

Immunohistochemistry of paraffin-embedded human pancreas tissue slide using Catalog No:110109(DNAJC21 Antibody) at dilution of 1:50 (under 40x lens)



Immunofluorescent analysis of HeLa cells using Catalog No:110109(DNAJC21 Antibody) at dilution of 1:50 and Alexa Fluor 488-conjugated AffiniPure Goat Anti-Rabbit IgG(H+L)