

# GNPDA2 antibody



Catalog Number: 111009

## Product name

GNPDA2 antibody

## Specificity

Human, Mouse, Rat; other species not tested.

## Antibody description

GNPDA2 Rabbit Polyclonal antibody. Positive IHC detected in human breast cancer tissue, human spleen tissue, mouse kidney tissue. Positive WB detected in rat kidney tissue, mouse kidney tissue. Observed molecular weight by Western-blot: 31 kDa

## Preparation

This antibody was obtained by immunization of GNPDA2 recombinant protein (Accession Number: NM\_138335). Purification method: Antigen affinity purified.

## Formulation

PBS with 0.1% sodium azide and 50% glycerol pH 7.3.

## Storage

Store at -20°C. DO NOT ALIQUOT

## Clonality

Polyclonal

## Ig Type

Rabbit IgG

## Applications

ELISA, WB, IHC

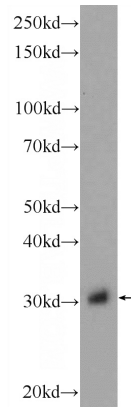
## Dilutions

Recommended Dilution:

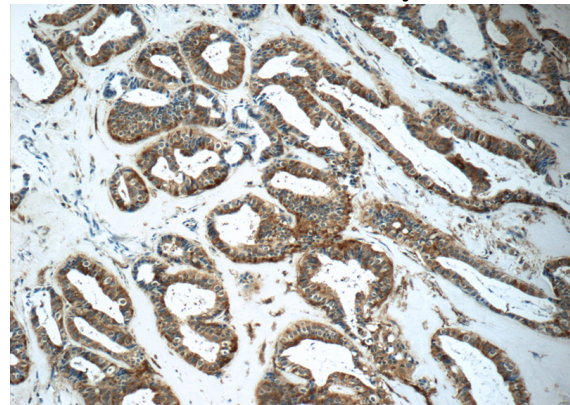
WB: 1:200-1:2000

IHC: 1:20-1:200

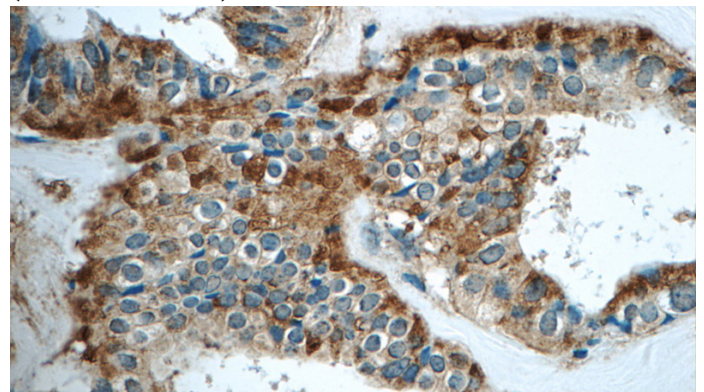
## Validations



rat kidney tissue were subjected to SDS PAGE followed by western blot with Catalog No:111009(GNPDA2 Antibody) at dilution of 1:600



Immunohistochemistry of paraffin-embedded human breast cancer tissue slide using Catalog No:111009(GNPDA2 Antibody) at dilution of 1:50 (under 10x lens)



Immunohistochemistry of paraffin-embedded human breast cancer tissue slide using Catalog No:111009(GNPDA2 Antibody) at dilution of 1:50

# GNPDA2 antibody



Catalog Number: 111009

---

(under 40x lens)