

# Anti-CDK1 (3H7) Mouse antibody



Catalog Number: 168291

## Product name

Anti-CDK1 (3H7) Mouse antibody

## Specificity

Human

## Antibody description

CDK1 (3H7) Mouse monoclonal antibody

## Preparation

Antigen: Purified recombinant fragment of CDC2 expressed in E. Coli.

## Formulation

Ascitic fluid containing 0.03% sodium azide.

## Storage

Store at 4°C short term. Store at -20°C long term.  
Avoid freeze / thaw cycle.

## Clonality

Monoclonal

## Ig Type

Mouse IgG1

## Applications

WB, ICC/IF, FC, IP

## Dilutions

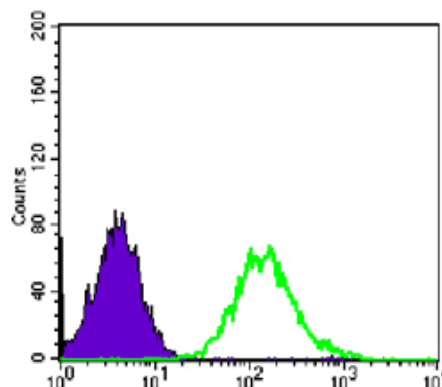
WB: 1/500 - 1/2000

ICC: 1/200 - 1/1000

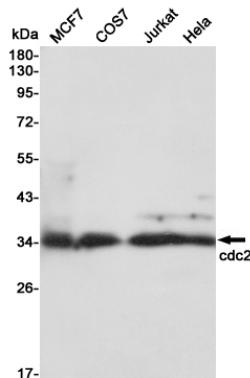
FC: 1/200 - 1/400

ELISA: 1/10000

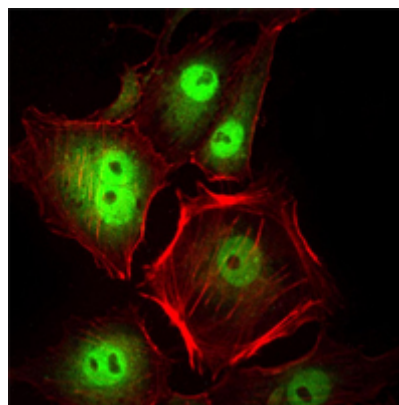
## Validations



Flow cytometric analysis of PC-2 cells using CDC2 mouse mAb (green) and negative control (purple).



Western blot detection of cdc2 in MCF7, COS7, Jurkat and HeLa, 3T3 cell lysates using cdc2 mouse mAb (1:1000 diluted). Predicted band size: 34 kDa. Observed band size: 34 kDa.



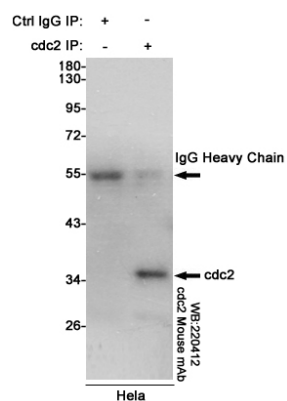
Immunofluorescence analysis of HeLa cells using CDC2 mouse mAb (green). Red

# Anti-CDK1 (3H7) Mouse antibody



Catalog Number: 168291

---



Immunoprecipitation analysis of HeLa cell lysates using cdc2 mouse mAb.