

Mouse anti DDDDK-Tag mAb

Catalog Number: 166291

Product name

Mouse anti DDDDK-Tag mAb

Antibody description

Monoclonal antibody to Mouse anti DDDDK-Tag

Preparation

Antigen: A synthetic Peptide of human DDDDK-Tag

Formulation

PBS with 0.02% sodium azide, 50% glycerol, pH7.3.

Storage

Store at -20°C. Avoid freeze / thaw cycles.

Clonality

Monoclonal

Ig Type

Mouse IgG

Applications

WB, IHC, IF, IP

Dilutions

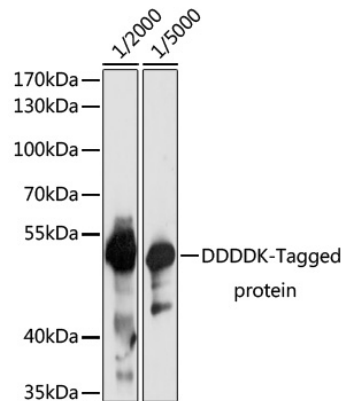
WB 1:2000 - 1:5000

IHC 1:50 - 1:500

IF 1:50 - 1:500

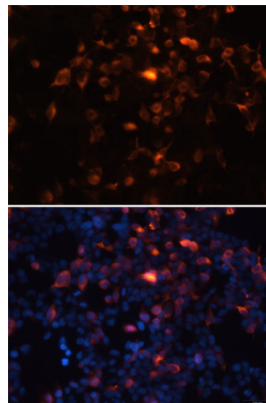
IP 1:50 - 1:100

Validations




Western blot - Mouse anti DDDDK-Tag mAb

Western blot analysis of over-expressed DDDDK-tagged protein in 293T cells using DDDDK-tag antibody at different dilution. Each lane was loaded with 2 ug cell lysate. Secondary antibody: HRP Goat Anti-Mouse IgG (H+L) at 1:10000 dilution. Blocking buffer: 3% nonfat dry milk in TBST. Detection: ECL Basic Kit. Exposure time: 1s.



Immunofluorescence - Mouse anti DDDDK-Tag mAb

Immunofluorescence analysis of 293T cells using Mouse anti DDDDK-Tag mAb. Blue: DAPI for



Mouse anti DDDDK-Tag mAb



Catalog Number: 166291

Immunoprecipitation - Mouse anti DDDDK-Tag mAb

Immunoprecipitation of over-expressed DDDDK-

tagged protein in 293T cells incubated with DDDDK-tag antibody . A mock served as negative control and over-expressed 293T cell lysate served as positive control.