

AMH antibody

Catalog Number: 107991

Product name

AMH antibody

Specificity

Human, Mouse; other species not tested.

Antibody description

AMH Rabbit Polyclonal antibody. Positive IHC detected in human ovary tumor tissue, human testis tissue. Positive WB detected in mouse ovary tissue, mouse testis tissue. Observed molecular weight by Western-blot: 65-70 kDa

Preparation

This antibody was obtained by immunization of AMH recombinant protein (Accession Number: NM_000479). Purification method: Antigen affinity purified.

Formulation

PBS with 0.1% sodium azide and 50% glycerol pH 7.3.

Storage

Store at -20°C. DO NOT ALIQUOT

Clonality

Polyclonal

Ig Type

Rabbit IgG

Applications

ELISA, WB, IHC


Dilutions

Recommended Dilution:

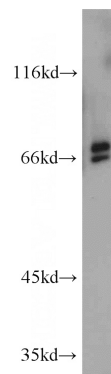
WB: 1:200-1:1000

IHC: 1:10-1:100

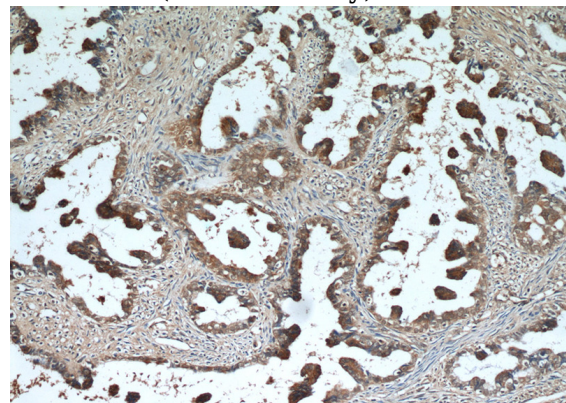
Validations



mouse testis tissue were subjected to SDS PAGE followed by western blot with Catalog No:107991 (AMH antibody) at dilution of 1:100



mouse ovary tissue were subjected to SDS PAGE followed by western blot with Catalog No:107991 (AMH antibody) at dilution of 1:300

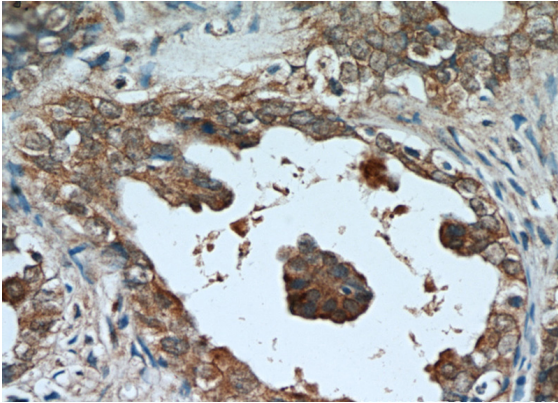


Immunohistochemical of paraffin-embedded human ovary tumor using Catalog No:107991 (AMH antibody) at dilution of 1:25

AMH antibody

Catalog Number: 107991

(under 10x lens)



Immunohistochemical of paraffin-embedded human ovary tumor using Catalog No:107991 (AMH antibody) at dilution of 1:25 (under 40x lens)