

# JAG2 Polyclonal Antibody



Catalog Number: 161991

## Product name

JAG2 Polyclonal Antibody

## Specificity

Human, Mouse, Rat

## Antibody description

Polyclonal antibody to JAG2

## Preparation

Antigen: Recombinant fusion protein containing a sequence corresponding to amino acids 24-200 of human JAG2 (NP\_002217.3).

## Formulation

PBS with 0.02% sodium azide, 50% glycerol, pH7.3.

## Storage

Store at -20°C. Avoid freeze / thaw cycles.

## Clonality

Polyclonal

## Ig Type

Rabbit IgG

## Applications

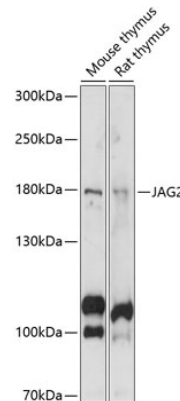
WB, IF

## Dilutions

WB 1:500 - 1:2000

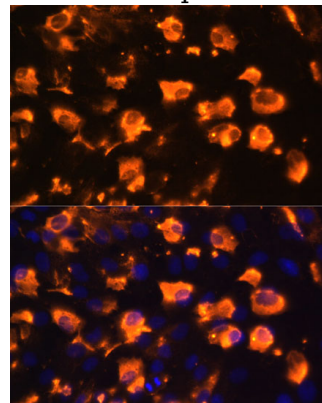
IF 1:50 - 1:200

## Validations



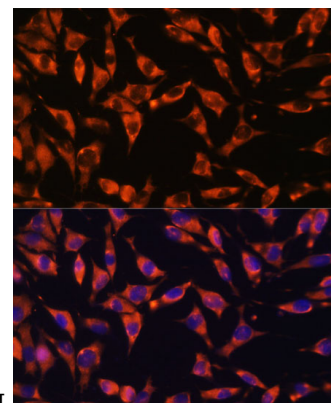
## Western blot - JAG2 Polyclonal Antibody

Western blot analysis of extracts of various cell lines, using JAG2 antibody at 1:1000 dilution. Secondary antibody: HRP Goat Anti-Rabbit IgG (H+L) at 1:10000 dilution. Lysates/proteins: 25ug per lane. Blocking buffer: 3% nonfat dry milk in TBST. Detection: ECL Basic Kit. Exposure time: 90s.



## Immunofluorescence - JAG2 Polyclonal Antibody

Immunofluorescence analysis of C6 cells using JAG2 antibody at dilution of 1:100. Blue: DAPI for



nuclear staining.

# JAG2 Polyclonal Antibody



Catalog Number: 161991

---

Immunofluorescence - JAG2 Polyclonal Antibody  
Immunofluorescence analysis of L929 cells using

JAG2 antibody at dilution of 1:100. Blue: DAPI for nuclear staining.