

# Anti-Hsp90 alpha (2H2) Mouse antibody



Catalog Number: 168191

## Product name

Anti-Hsp90 alpha (2H2) Mouse antibody

## Specificity

Human, Rat, Mouse

## Antibody description

Hsp90 alpha (2H2) Mouse monoclonal antibody

## Preparation

Antigen: Purified recombinant protein expressed in E.coli.

## Formulation

PBS(pH 7.4) containing with 0.02% sodium azide and 50% glycerol.

## Storage

Store at 4°C short term. Store at -20°C long term. Avoid freeze / thaw cycle.

## Clonality

Monoclonal

## Ig Type

Mouse IgG1

## Applications

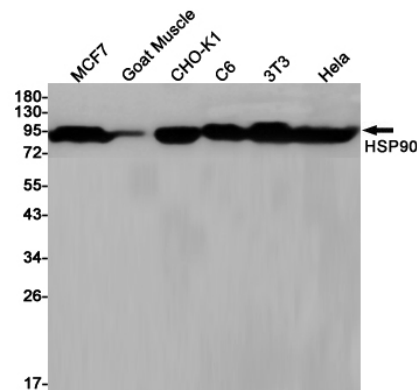
WB, IHC-P

## Dilutions

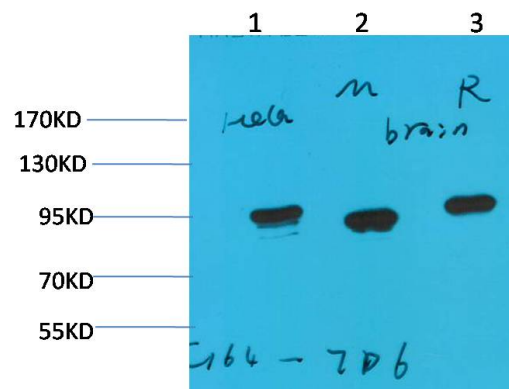
WB: 1/2;000-5;000

IHC: 1/100-200

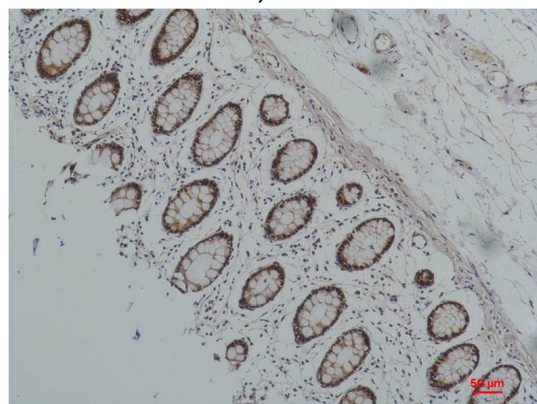
## Validations



Western blot detection of HSP90 in MCF7,Goat Muscle,CHO-K1,C6,3T3,HeLa cell lysates using HSP90 (2H2) Mouse mAb(1:1000 diluted).Predicted band size:95KDa.Observed band size:90KDa.



Western blot analysis of 1)Hela, 2)Mouse Brain Tissue, 3) Rat Brain Tissue with HSP90 a Mouse mAb diluted at 1:2,000.



Immunohistochemical analysis of paraffin-embedded Human Colon Carcinoma using HSP90 alpha; Mouse mAb diluted at 1:200.