

COX5A antibody



Catalog Number: 109491

Product name

COX5A antibody

WB: 1:200-1:2000

IHC: 1:20-1:200

Specificity

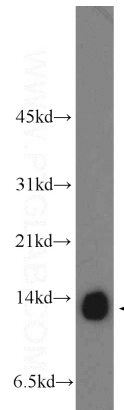
Human, Mouse, Rat; other species not tested.

IF: 1:20-1:200

Antibody description

COX5A Rabbit Polyclonal antibody. Positive WB detected in HeLa cells, human liver tissue, L02 cells, mouse brain tissue. Positive IF detected in HeLa cells. Positive IHC detected in human gliomas tissue, human colon tissue, human lung cancer tissue. Observed molecular weight by Western-blot: 13 kDa

Validations



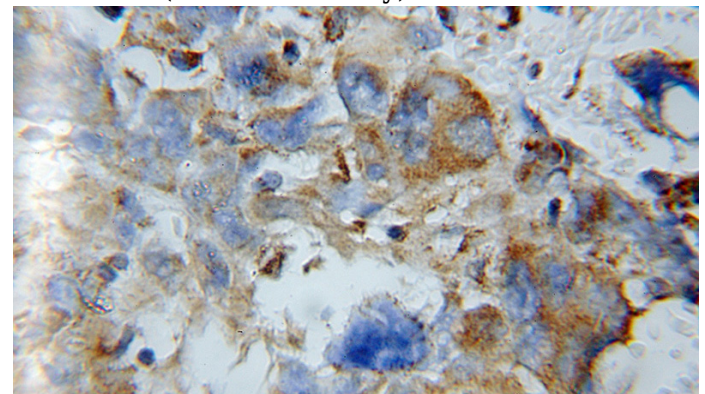
Preparation

This antibody was obtained by immunization of COX5A recombinant protein (Accession Number: NM_004255). Purification method: Antigen affinity purified.

mouse brain tissue were subjected to SDS PAGE followed by western blot with Catalog No:109491(COX5A Antibody) at dilution of 1:800

Formulation

PBS with 0.1% sodium azide and 50% glycerol pH 7.3.



Storage

Store at -20°C. DO NOT ALIQUOT

Clonality

Polyclonal

Ig Type

Rabbit IgG

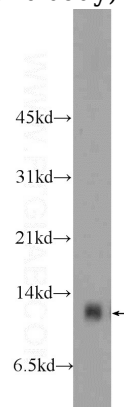
Applications

ELISA, IHC, WB, IF

Dilutions

Recommended Dilution:

Immunohistochemical of paraffin-embedded human gliomas using Catalog No:109491(COX5A antibody) at dilution of 1:50 (under 10x lens)

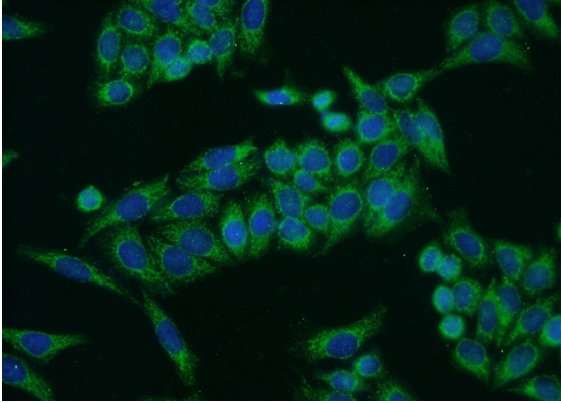


COX5A antibody



Catalog Number: 109491

HeLa cells were subjected to SDS PAGE followed by western blot with Catalog No:109491(COX5A Antibody) at dilution of 1:800



Immunofluorescent analysis of HeLa cells using Catalog No:109491(COX5A Antibody) at dilution of 1:50 and Alexa Fluor 488-conjugated AffiniPure Goat Anti-Rabbit IgG(H+L)