

Annexin A11 antibody



Catalog Number: 108091

Product name

Annexin A11 antibody

Immunogen

[Human ANXA11 Recombinant protein \(GST tag\)](#)

Specificity

Human, Mouse, Rat; other species not tested.

Antibody description

Annexin A11 Rabbit Polyclonal antibody. Positive IHC detected in human ovary tumor tissue, human kidney tissue. Positive IF detected in HeLa cells. Positive WB detected in HeLa cells, A431 cells, mouse uterus tissue, rat uterus tissue. Positive IP detected in HeLa cells. Observed molecular weight by Western-blot: 56-60 kDa

Preparation

This antibody was obtained by immunization of Annexin A11 recombinant protein (Accession Number: NM_001157). Purification method: Antigen affinity purified.

Formulation

PBS with 0.1% sodium azide and 50% glycerol pH 7.3.

Storage

Store at -20°C. DO NOT ALIQUOT

Clonality

Polyclonal

Ig Type

Rabbit IgG

Applications

ELISA, WB, IHC, IF, IP

Dilutions

Recommended Dilution:


WB: 1:500-1:5000

IP: 1:200-1:2000

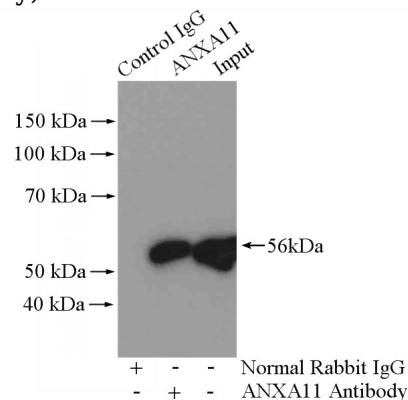
IHC: 1:20-1:200

IF: 1:10-1:100

Validations



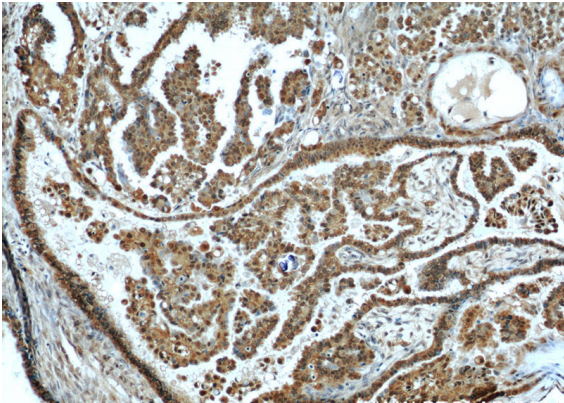
HeLa cells were subjected to SDS PAGE followed by western blot with Catalog No:108091(ANXA11 antibody) at dilution of 1:1000



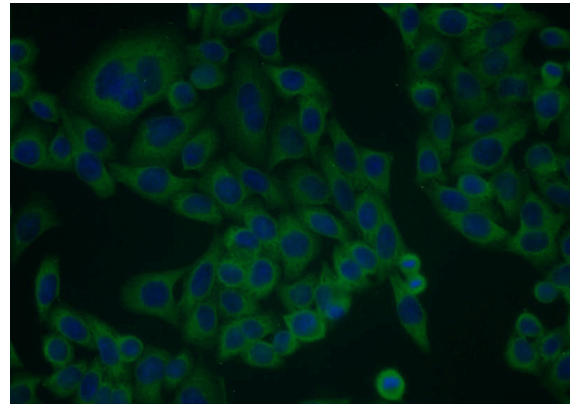
IP Result of anti-ANXA11 (IP:Catalog No:108091, 4ug; Detection:Catalog No:108091 1:500) with HeLa cells lysate 2800ug.

Annexin A11 antibody

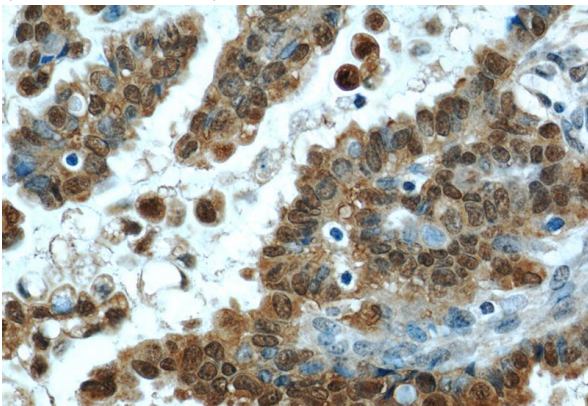
Catalog Number: 108091



Immunohistochemical of paraffin-embedded human ovary tumor using Catalog No:108091(ANXA11 antibody) at dilution of 1:50 (under 40x lens)



Immunofluorescent analysis of HeLa cells using Catalog No:108091(ANXA11 Antibody) at dilution of 1:25 and Alexa Fluor 488-conjugated AffiniPure Goat Anti-Rabbit IgG(H+L)



Immunohistochemical of paraffin-embedded human ovary tumor using Catalog No:108091(ANXA11 antibody) at dilution of 1:50 (under 10x lens)