

Sec8 antibody

Catalog Number: 115091

Product name

Sec8 antibody

Specificity

Human, Mouse, Rat; other species not tested.

Antibody description

Sec8 Rabbit Polyclonal antibody. Positive IHC detected in human colon cancer tissue. Positive WB detected in Jurkat cells, mouse testis tissue. Positive IP detected in Jurkat cells. Observed molecular weight by Western-blot: 110-120 kDa

Preparation

This antibody was obtained by immunization of Sec8 recombinant protein (Accession Number: NM_001037126). Purification method: Antigen affinity purified.

Formulation

PBS with 0.1% sodium azide and 50% glycerol pH 7.3.

Storage

Store at -20°C. DO NOT ALIQUOT

Clonality

Polyclonal

Ig Type

Rabbit IgG

Applications

ELISA, WB, IHC, IP

Dilutions


Recommended Dilution:

WB: 1:200-1:1000

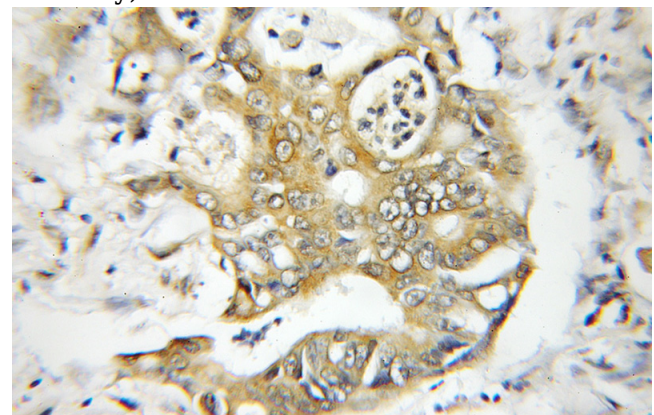
IP: 1:200-1:1000


IHC: 1:20-1:200

Validations



Jurkat cells were subjected to SDS PAGE followed by western blot with Catalog No:115091(EXoc4 antibody) at dilution of 1:300



Immunohistochemical of paraffin-embedded human colon cancer using Catalog No:115091(EXoc4 antibody) at dilution of 1:50 (under 10x lens) 

IP Result of anti-EXoc4 (IP:Catalog No:115091, 4ug; Detection:Catalog No:115091 1:300) with Jurkat cells lysate 2800ug.