

NECAB3 antibody



Catalog Number: 113091

Product name

NECAB3 antibody

Specificity

Human, Mouse, Rat; other species not tested.

Antibody description

NECAB3 Rabbit Polyclonal antibody. Positive WB detected in human brain tissue, rat brain tissue. Positive IHC detected in human pancreas tissue. Observed molecular weight by Western-blot: 40-44 kDa

Preparation

This antibody was obtained by immunization of NECAB3 recombinant protein (Accession Number: NM_031231). Purification method: Antigen affinity purified.

Formulation

PBS with 0.02% sodium azide and 50% glycerol pH 7.3.

Storage

Store at -20°C. DO NOT ALIQUOT

Clonality

Polyclonal

Ig Type

Rabbit IgG

Applications

ELISA, WB, IHC


Dilutions

Recommended Dilution:

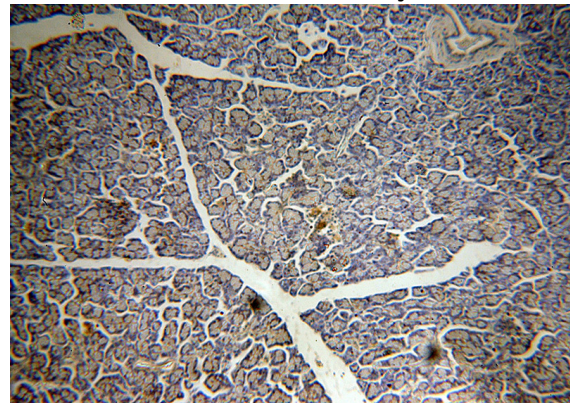
WB: 1:200-1:2000

IHC: 1:20-1:200

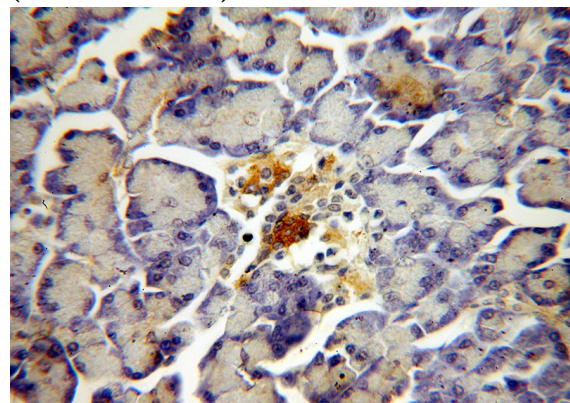
Validations



human brain tissue were subjected to SDS PAGE followed by western blot with Catalog No:113091(NECAB3 antibody) at dilution of 1:500



Immunohistochemical of paraffin-embedded human pancreas using Catalog No:113091(NECAB3 antibody) at dilution of 1:100 (under 10x lens)



Immunohistochemical of paraffin-embedded human pancreas using Catalog

NECAB3 antibody



Catalog Number: 113091

No:113091(NECAB3 antibody) at dilution of 1:100 (under 40x lens)