

# VPS33B antibody



Catalog Number: 116781

## Product name

VPS33B antibody

## Specificity

Human, Mouse, Rat, Zebrafish; other species not tested.

## Antibody description

VPS33B Rabbit Polyclonal antibody. Positive IF detected in MCF-7 cells. Positive IHC detected in human medulloblastoma tissue, human brain tissue, human kidney tissue, human lung tissue, human ovary tissue, human placenta tissue, human spleen tissue, human testis tissue. Positive WB detected in mouse testis tissue, HeLa cells, mouse skeletal muscle tissue. Observed molecular weight by Western-blot: 71 kDa

## Preparation

This antibody was obtained by immunization of VPS33B recombinant protein (Accession Number: NM\_018668). Purification method: Antigen affinity purified.

## Formulation

PBS with 0.1% sodium azide and 50% glycerol pH 7.3.

## Storage

Store at -20°C. DO NOT ALIQUOT

## Clonality

Polyclonal

## Ig Type

Rabbit IgG

## Applications

ELISA, WB, IHC, IF

## Dilutions


Recommended Dilution:

WB: 1:500-1:5000

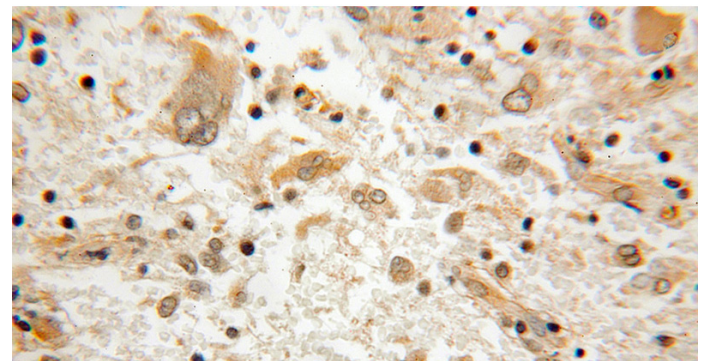
IHC: 1:20-1:200

IF: 1:10-1:100

## Validations



mouse testis tissue were subjected to SDS PAGE followed by western blot with Catalog No:116781(VPS33B antibody) at dilution of 1:500

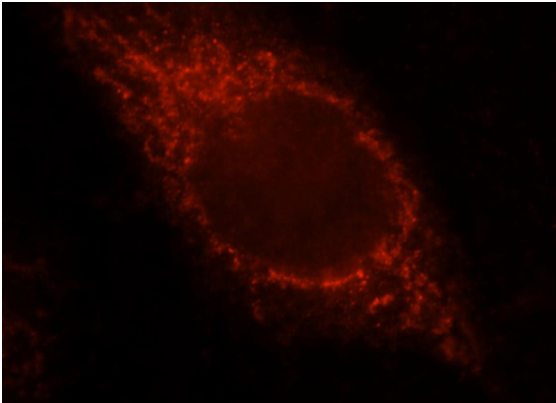


Immunohistochemical of paraffin-embedded human medulloblastoma using Catalog No:116781(VPS33B antibody) at dilution of 1:50 (under 10x lens)

# VPS33B antibody

Catalog Number: 116781

---



Immunofluorescent analysis of MCF-7 cells, using VPS33B antibody Catalog No:116781 at 1:25 dilution and Rhodamine-labeled goat anti-rabbit IgG (red).