

# ROD1 antibody

Catalog Number: 114781

## Product name

ROD1 antibody

## Specificity

human, mouse, rat; other species not tested.

## Antibody description

ROD1 Rabbit Polyclonal antibody. Positive IHC detected in human lymphoma. Positive WB detected in HL-60 cells. Observed molecular weight by Western-blot: 50kd

## Preparation

This antibody was obtained by immunization of ROD1 recombinant protein (Accession Number: NM\_001244898). Purification method: Antigen affinity purified.

## Formulation

PBS with 0.02% sodium azide and 50% glycerol pH 7.3.

## Storage

Store at -20°C. DO NOT ALIQUOT

## Clonality

Polyclonal

## Ig Type

Rabbit IgG

## Applications

ELISA, WB, IHC


## Dilutions

Recommended Dilution:

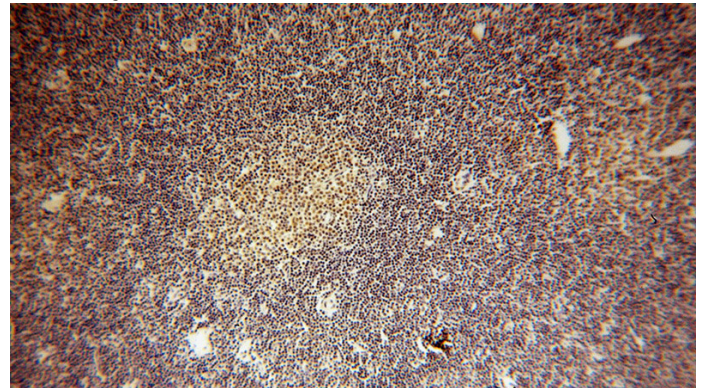
WB: 1:500-1:5000

IHC: 1:20-1:200

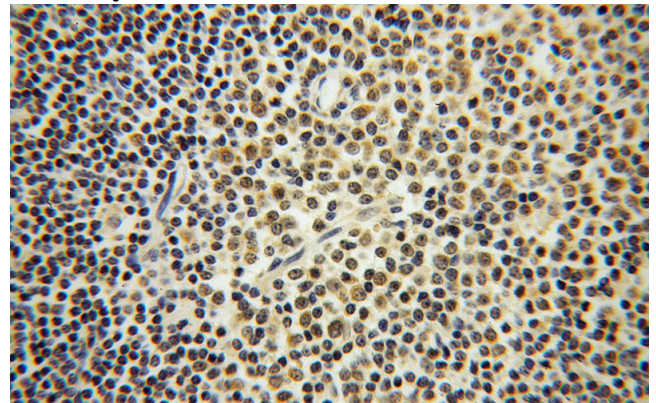
## Validations



HL-60 cells were subjected to SDS PAGE followed by western blot with Catalog No:114781(ROD1 antibody) at dilution of 1:500



Immunohistochemical of paraffin-embedded human lymphoma using Catalog No:114781(ROD1 antibody) at dilution of 1:100 (under 10x lens)



Immunohistochemical of paraffin-embedded human lymphoma using Catalog No:114781(ROD1 antibody) at dilution of 1:100 (under 40x lens)