

# SMC4 antibody



Catalog Number: 115381

## Product name

SMC4 antibody

Recommended Dilution:

WB: 1:1000-1:10000

## Immunogen

IHC: 1:20-1:200

[Human SMC4 Recombinant protein \(GST tag\)](#)

IF: 1:20-1:200

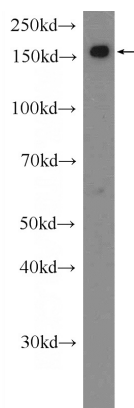
## Specificity

Human; other species not tested.

## Validations

## Antibody description

SMC4 Rabbit Polyclonal antibody. Positive WB detected in MCF-7 cells, HEK-293 cells, Raji cells. Positive IF detected in HepG2 cells. Positive IHC detected in human testis tissue, human colon tissue. Observed molecular weight by Western-blot: 160 kDa



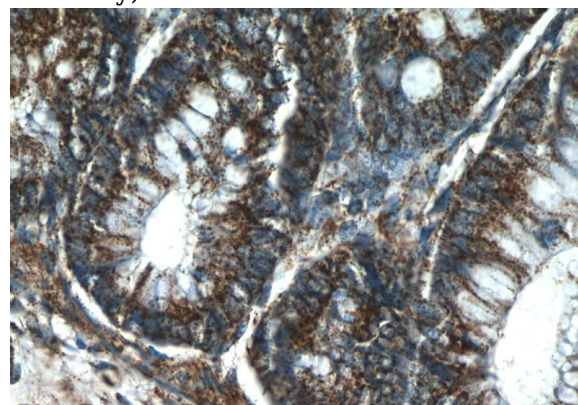
## Preparation

This antibody was obtained by immunization of SMC4 recombinant protein (Accession Number: BC106033). Purification method: Antigen affinity purified.

MCF-7 cells were subjected to SDS PAGE followed by western blot with Catalog No:115381(SMC4 Antibody) at dilution of 1:2000

## Formulation

PBS with 0.1% sodium azide and 50% glycerol pH 7.3.



## Storage

Store at -20°C. DO NOT ALIQUOT

## Clonality

Polyclonal

Immunohistochemistry of paraffin-embedded human colon tissue slide using Catalog No:115381(SMC4 Antibody) at dilution of 1:50 (under 40x lens)

## Ig Type

Rabbit IgG

## Applications

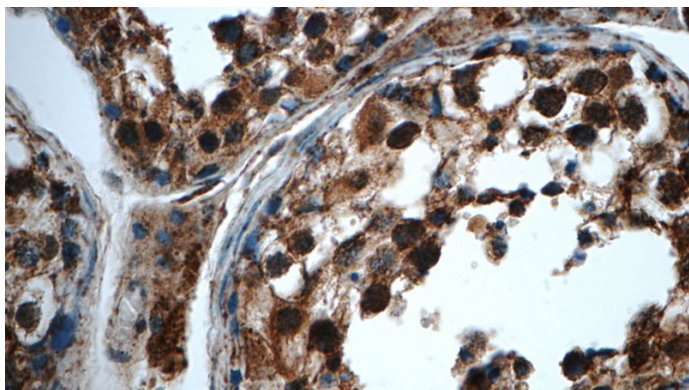
ELISA, IHC, IF, WB

## Dilutions

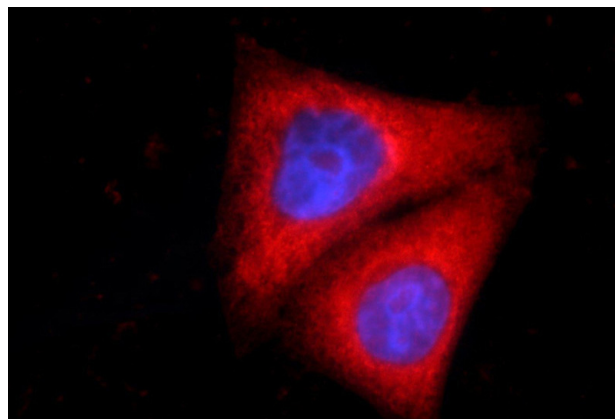
# SMC4 antibody

Catalog Number: 115381

---



Immunohistochemistry of paraffin-embedded human testis tissue slide using Catalog No:115381(SMC4 Antibody) at dilution of 1:50 (under 40x lens)



Immunofluorescent analysis of HepG2 cells using Catalog No:115381(SMC4 Antibody) at dilution of 1:50 and Rhodamine-Goat anti-Rabbit IgG