

USP39 antibody

Catalog Number: 116681

Product name

USP39 antibody

IP: 1:500-1:5000

IF: 1:10-1:100

Specificity

Human; other species not tested.

Antibody description

USP39 Rabbit Polyclonal antibody. Positive IF detected in HUVEC cells. Positive WB detected in K-562 cells, HeLa cells, HepG2 cells. Positive IP detected in K-562 cells. Observed molecular weight by Western-blot: 65 kDa

Preparation

This antibody was obtained by immunization of USP39 recombinant protein (Accession Number: NM_006590). Purification method: Antigen Affinity purified.

Formulation

PBS with 0.02% sodium azide and 50% glycerol pH 7.3.

Storage

Store at -20°C. DO NOT ALIQUOT

Clonality

Polyclonal

Ig Type

Rabbit IgG

Applications


ELISA, WB, IF, IP

Dilutions

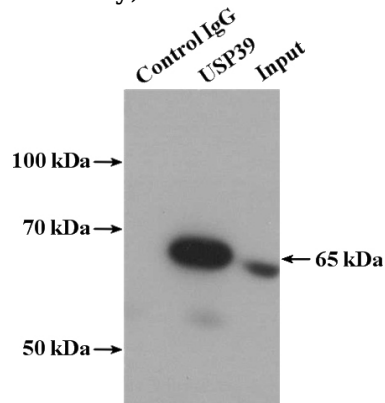
Recommended Dilution:

WB: 1:500-1:5000

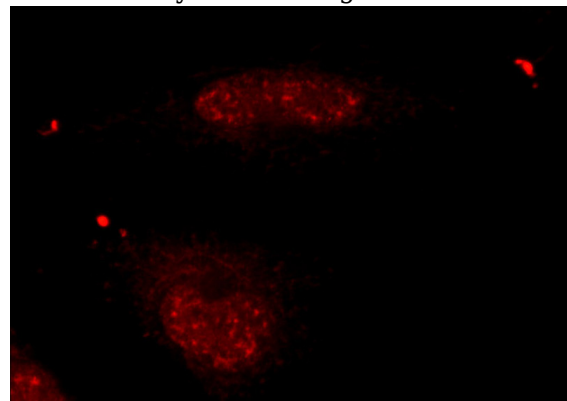
Validations



K-562 cells were subjected to SDS PAGE followed by western blot with Catalog No:116681(USP39 antibody) at dilution of 1:1000



IP Result of anti-USP39 (IP:Catalog No:116681, 4ug; Detection:Catalog No:116681 1:1000) with K-562 cells lysate 3200ug.



Immunofluorescent analysis of HUVEC cells using Catalog No:116681(USP39 Antibody) at dilution of

USP39 antibody



Catalog Number: 116681

1:25 and Rhodamine-Goat anti-Rabbit IgG