

STARD7 antibody



Catalog Number: 115681

Product name

STARD7 antibody

Specificity

Human, Mouse, Rat; other species not tested.

Antibody description

STARD7 Rabbit Polyclonal antibody. Positive WB detected in HepG2 cells, HeLa cells, K-562 cells. Positive IHC detected in human colon cancer tissue. Observed molecular weight by Western-blot: 34 kDa

Preparation

This antibody was obtained by immunization of STARD7 recombinant protein (Accession Number: NM_139267). Purification method: Antigen affinity purified.

Formulation

PBS with 0.02% sodium azide and 50% glycerol pH 7.3.

Storage

Store at -20°C. DO NOT ALIQUOT

Clonality

Polyclonal

Ig Type

Rabbit IgG

Applications

ELISA, WB, IHC


Dilutions

Recommended Dilution:

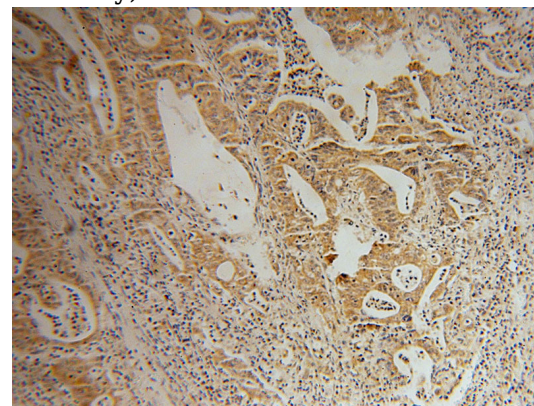
WB: 1:500-1:5000

IHC: 1:20-1:200

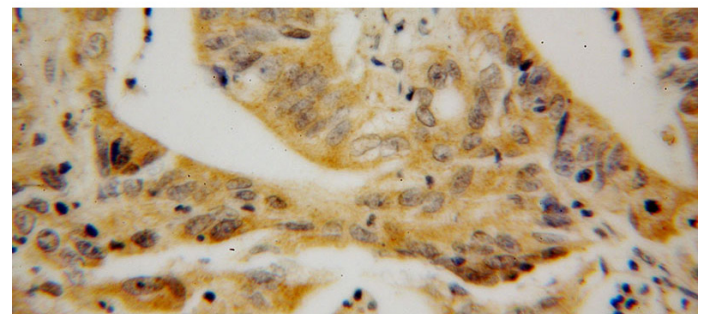
Validations



HepG2 cells were subjected to SDS PAGE followed by western blot with Catalog No:115681(STARD7 antibody) at dilution of 1:500



Immunohistochemical of paraffin-embedded human colon cancer using Catalog No:115681(STARD7 antibody) at dilution of 1:100 (under 10x lens)



Immunohistochemical of paraffin-embedded human colon cancer using Catalog No:115681(STARD7 antibody) at dilution of 1:100

STARD7 antibody



Catalog Number: 115681

(under 40x lens)