

FKBP8 antibody

Catalog Number: 110681

Product name

FKBP8 antibody

IP: 1:200-1:2000

IF: 1:10-1:100

Specificity

Human, Mouse; other species not tested.

Antibody description

FKBP8 Rabbit Polyclonal antibody. Positive IP detected in HeLa cells. Positive WB detected in Jurkat cells, HeLa cells, mouse brain tissue, mouse liver tissue, mouse pancreas tissue, SH-SY5Y cells. Positive IF detected in SH-SY5Y cells. Observed molecular weight by Western-blot: 53 kDa

Preparation

This antibody was obtained by immunization of FKBP8 recombinant protein (Accession Number: BC009966). Purification method: Antigen affinity purified.

Formulation

PBS with 0.02% sodium azide and 50% glycerol pH 7.3.

Storage

Store at -20°C. DO NOT ALIQUOT

Clonality

Polyclonal

Ig Type

Rabbit IgG

Applications


ELISA, WB, IF, IP

Dilutions

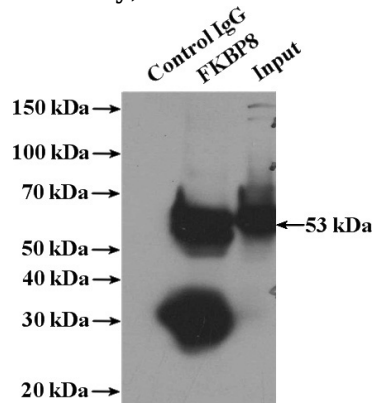
Recommended Dilution:

WB: 1:200-1:2000

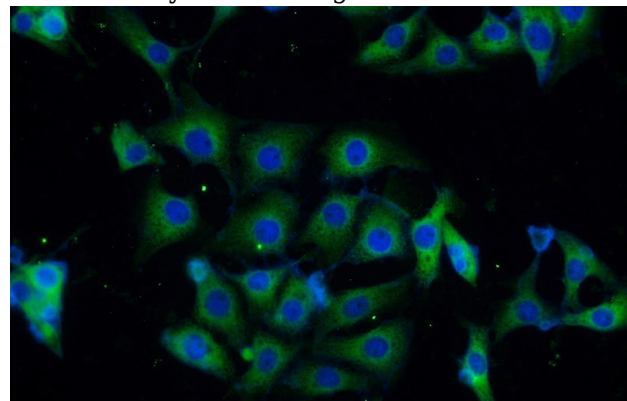
Validations



Jurkat cells were subjected to SDS PAGE followed by western blot with Catalog No:110681(FKBP8 antibody) at dilution of 1:500



IP Result of anti-FKBP8 (IP:Catalog No:110681, 4ug; Detection:Catalog No:110681 1:500) with HeLa cells lysate 3200ug.



Immunofluorescent analysis of SH-SY5Y cells using Catalog No:110681(FKBP8 Antibody) at

FKBP8 antibody



Catalog Number: 110681

dilution of 1:25 and Alexa Fluor 488-conjugated

AffiniPure Goat Anti-Rabbit IgG(H+L)