

TAF15 antibody

Catalog Number: 115981

Product name

TAF15 antibody

Specificity

Human, Mouse; other species not tested.

Antibody description

TAF15 Rabbit Polyclonal antibody. Positive IHC detected in human kidney tissue, human colon cancer tissue. Positive WB detected in Jurkat cells, A549 cells, HEK-293 cells, HeLa cells, mouse brain tissue, SH-SY5Y cells. Observed molecular weight by Western-blot: 65-70 kDa

Preparation

This antibody was obtained by immunization of Peptide (Accession Number: NM_003487). Purification method: Antigen affinity purified.

Formulation

PBS with 0.1% sodium azide and 50% glycerol pH 7.3.

Storage

Store at -20°C. DO NOT ALIQUOT

Clonality

Polyclonal

Ig Type

Rabbit IgG

Applications

ELISA, WB, IHC

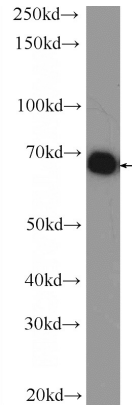
Dilutions

Recommended Dilution:

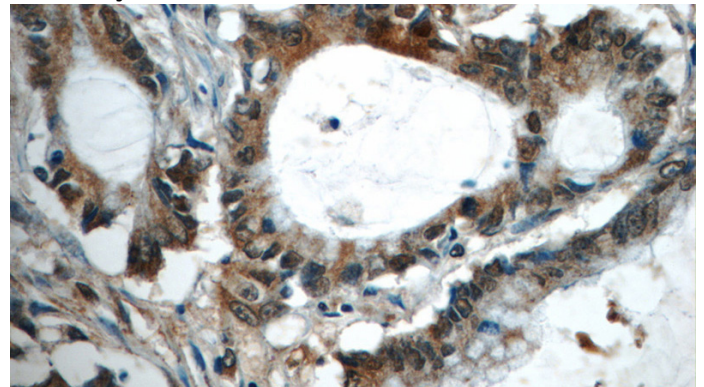
WB: 1:200-1:2000

IHC: 1:20-1:200

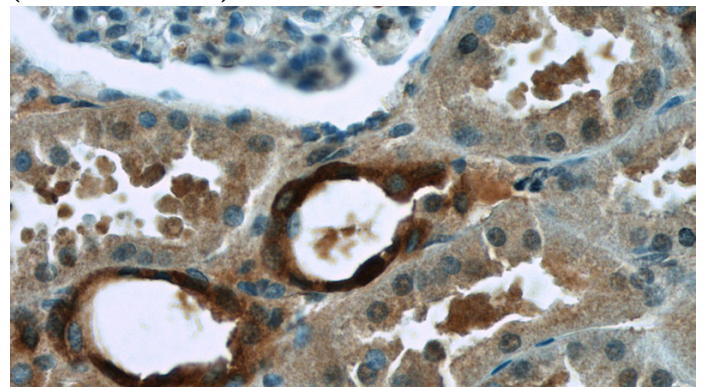
Validations



Jurkat cells were subjected to SDS PAGE followed by western blot with Catalog No:115981(TAF15 Antibody) at dilution of 1:600



Immunohistochemistry of paraffin-embedded human colon cancer tissue slide using Catalog No:115981(TAF15 Antibody) at dilution of 1:50 (under 40x lens)



Immunohistochemistry of paraffin-embedded human kidney tissue slide using Catalog No:115981(TAF15 Antibody) at dilution of 1:50

TAF15 antibody



Catalog Number: 115981

(under 40x lens)