

# KIAA0430 antibody



Catalog Number: 111981

## Product name

KIAA0430 antibody

## Immunogen

[Human KIAA0430 Recombinant protein \(His tag\)](#)

## Specificity

Human, Mouse; other species not tested.

## Antibody description

KIAA0430 Rabbit Polyclonal antibody. Positive IP detected in HeLa cells. Positive WB detected in HEK-293 cells, HeLa cells. Positive IF detected in HEK-293 cells. Positive IHC detected in human small intestine tissue, human ovary tissue. Observed molecular weight by Western-blot: 192 kDa

## Preparation

This antibody was obtained by immunization of KIAA0430 recombinant protein (Accession Number: XM\_047434938). Purification method: Antigen affinity purified.

## Formulation

PBS with 0.1% sodium azide and 50% glycerol pH 7.3.

## Storage

Store at -20°C. DO NOT ALIQUOT

## Clonality

Polyclonal

## Ig Type

Rabbit IgG

## Applications

ELISA, WB, IHC, IP, IF

## Dilutions

Recommended Dilution:


WB: 1:200-1:2000

IP: 1:200-1:1000

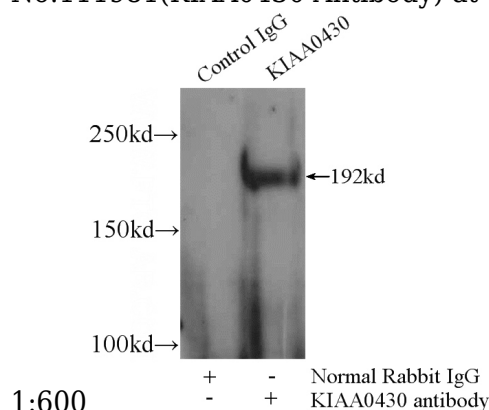
IHC: 1:20-1:200

IF: 1:50-1:500

## Validations



HEK-293 cells were subjected to SDS PAGE followed by western blot with Catalog No:111981(KIAA0430 Antibody) at dilution of



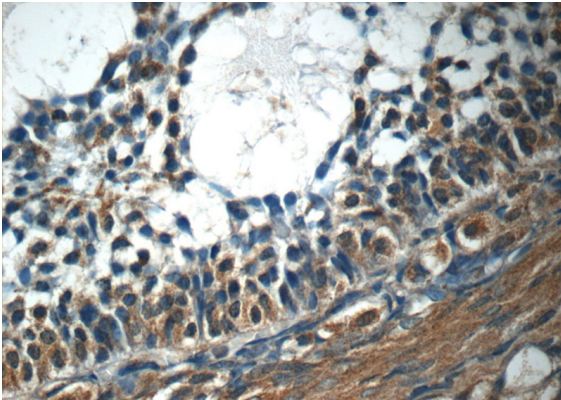
IP Result of anti-KIAA0430 (IP:Catalog No:111981, 5ug; Detection:Catalog No:111981 1:300) with HeLa cells lysate 2000ug.

# KIAA0430 antibody

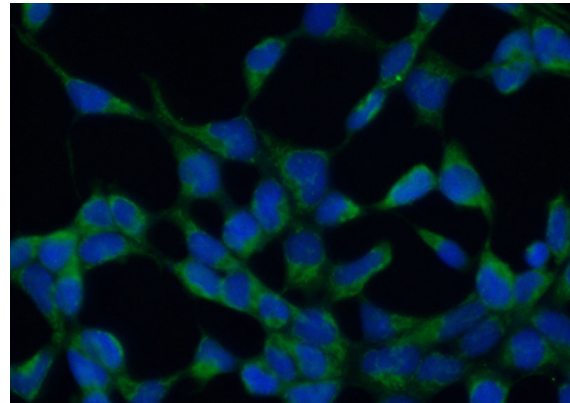


Catalog Number: 111981

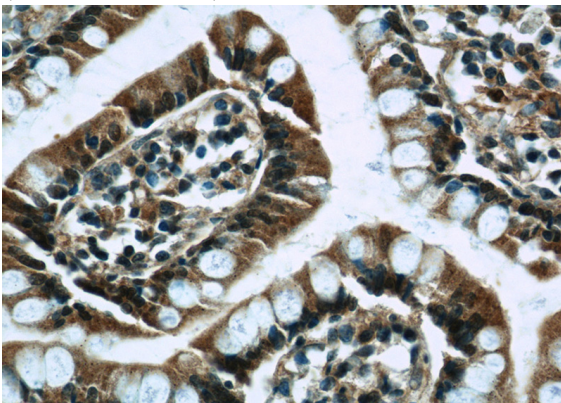
---



Immunohistochemistry of paraffin-embedded human small intestine tissue slide using Catalog No:111981(KIAA0430 Antibody) at dilution of 1:50 (under 40x lens)



Immunofluorescent analysis of (10% Formaldehyde) fixed HEK-293 cells using Catalog No:111981(KIAA0430 Antibody) at dilution of 1:50 and Alexa Fluor 488-conjugated AffiniPure Goat Anti-Rabbit IgG(H+L)



Immunohistochemistry of paraffin-embedded human ovary tissue slide using Catalog No:111981(KIAA0430 Antibody) at dilution of 1:50 (under 40x lens)