

ARHGDIG antibody



Catalog Number: 108181

Product name

ARHGDIG antibody

Specificity

Human, Mouse, Rat; other species not tested.

Antibody description

ARHGDIG Rabbit Polyclonal antibody. Positive WB detected in HeLa cells, HEK-293 cells, human brain tissue, MCF-7 cells. Positive IHC detected in human pancreas cancer tissue. Observed molecular weight by Western-blot: 25 kDa

Preparation

This antibody was obtained by immunization of ARHGDIG recombinant protein (Accession Number: NM_001176). Purification method: Antigen affinity purified.

Formulation

PBS with 0.02% sodium azide and 50% glycerol pH 7.3.

Storage

Store at -20°C. DO NOT ALIQUOT

Clonality

Polyclonal

Ig Type

Rabbit IgG

Applications

ELISA, WB, IHC

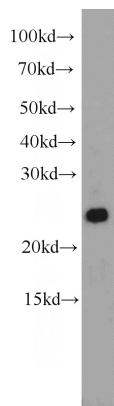
Dilutions

Recommended Dilution:

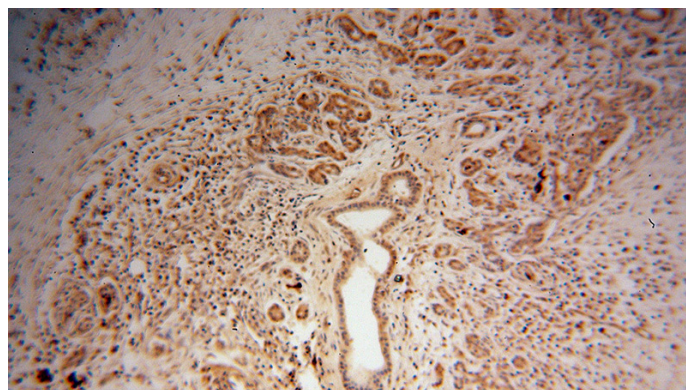
WB: 1:500-1:5000

IHC: 1:20-1:200

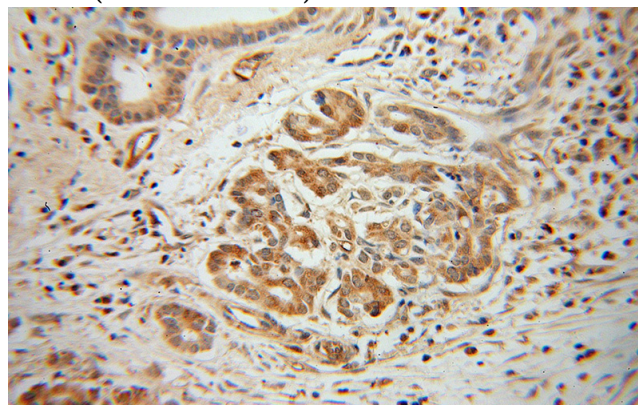
Validations



HeLa cells were subjected to SDS PAGE followed by western blot with Catalog No:108181 (ARHGDIG antibody) at dilution of 1:1000



Immunohistochemical of paraffin-embedded human pancreas cancer using Catalog No:108181 (ARHGDIG antibody) at dilution of 1:100 (under 10x lens)



Immunohistochemical of paraffin-embedded human pancreas cancer using Catalog

ARHGDIG antibody



Catalog Number: 108181

No:108181(ARHGDIG antibody) at dilution of 1:100 (under 40x lens)