

# ANKRD55 antibody



Catalog Number: 108081

## Product name

ANKRD55 antibody

IHC: 1:20-1:200

IF: 1:20-1:200

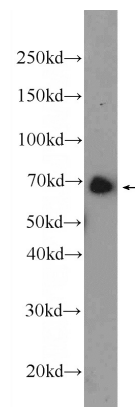
## Specificity

Human; other species not tested.

## Validations

## Antibody description

ANKRD55 Rabbit Polyclonal antibody. Positive IF detected in HeLa cells. Positive IHC detected in human cervical cancer tissue. Positive WB detected in HeLa cells, L02 cells. Observed molecular weight by Western-blot: 68 kDa



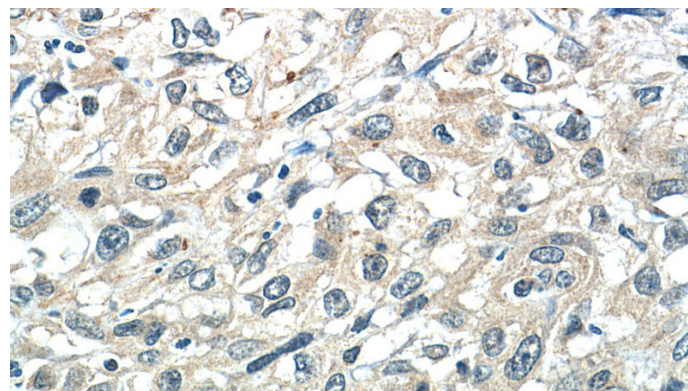
## Preparation

This antibody was obtained by immunization of ANKRD55 recombinant protein (Accession Number: NM\_001039935). Purification method: Antigen Affinity purified.

HeLa cells were subjected to SDS PAGE followed by western blot with Catalog No:108081(ANKRD55 Antibody) at dilution of 1:600

## Formulation

PBS with 0.02% sodium azide and 50% glycerol pH 7.3.



## Storage

Store at -20°C. DO NOT ALIQUOT

## Clonality

Polyclonal

## Ig Type

Rabbit IgG

## Applications

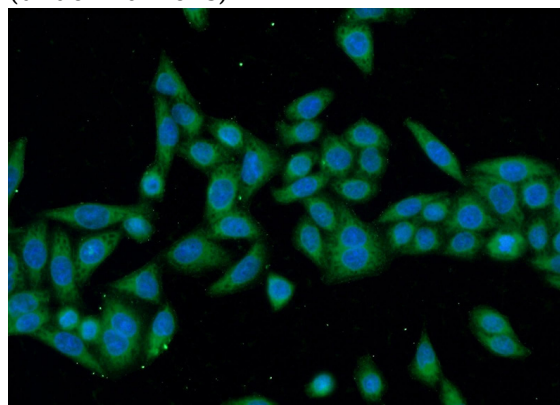
ELISA, IHC, IF, WB

## Dilutions

Recommended Dilution:

WB: 1:200-1:2000

Immunohistochemistry of paraffin-embedded human cervical cancer tissue slide using Catalog No:108081(ANKRD55 Antibody) at dilution of 1:50 (under 40x lens)



# ANKRD55 antibody



Catalog Number: 108081

---

Immunofluorescent analysis of HeLa cells using  
Catalog No:108081(ANKRD55 Antibody) at

dilution of 1:50 and Alexa Fluor 488-conjugated  
AffiniPure Goat Anti-Rabbit IgG(H+L)