

# Bcl-XL antibody

Catalog Number: 107081

## Product name

Bcl-XL antibody

IHC: 1:20-1:200

IF: 1:10-1:100


## Specificity

Human; other species not tested.

## Validations

## Antibody description

Bcl-XL Mouse Monoclonal antibody. Positive IHC detected in human testis tissue, human colon tissue. Positive IF detected in Hela cells. Positive WB detected in Jurkat cells, A431 cells, HeLa cells. Observed molecular weight by Western-blot: 30 kDa



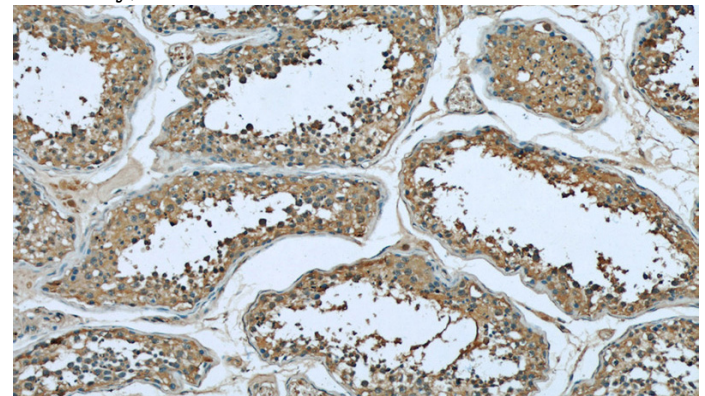
## Preparation

This antibody was obtained by immunization of Bcl-XL recombinant protein (Accession Number: XM\_011528964). Purification method: Protein A purified.

Jurkat cells were subjected to SDS PAGE followed by western blot with Catalog No:107081(Bcl-xL antibody) at dilution of 1:1000

## Formulation

PBS with 0.02% sodium azide and 50% glycerol pH 7.3.



## Storage

Store at -20°C. DO NOT ALIQUOT

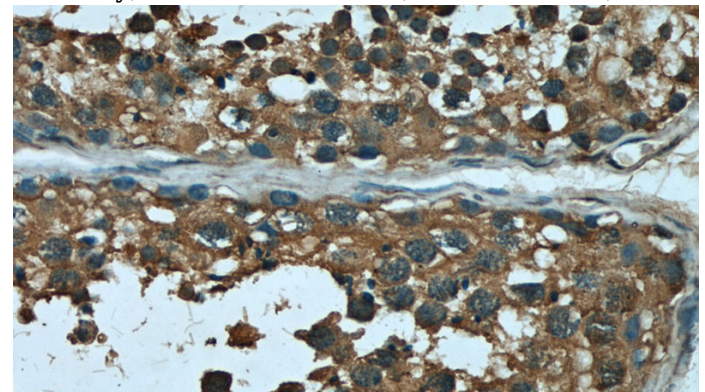
## Clonality

Monoclonal

Immunohistochemical of paraffin-embedded human testis using Catalog No:107081(Bcl-xL antibody) at dilution of 1:50 (under 10x lens)

## Ig Type

Mouse IgG2b



## Applications

ELISA, WB, IHC, IF

## Dilutions

Recommended Dilution:

WB: 1:500-1:5000

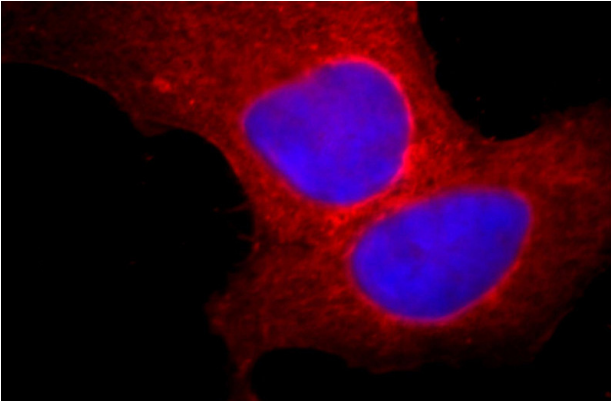
Immunohistochemical of paraffin-embedded human testis using Catalog No:107081(Bcl-xL

# Bcl-XL antibody

Catalog Number: 107081

---

antibody) at dilution of 1:50 (under 40x lens)



Immunofluorescent analysis of HeLa cells, using BCL2L1 antibody Catalog No: at 1:25 dilution and Rhodamine-labeled goat anti-mouse IgG (red). Blue pseudocolor = DAPI (fluorescent DNA dye).