

TSR2 antibody

Catalog Number: 116371

Product name

TSR2 antibody

Recommended Dilution:

WB: 1:500-1:5000

Specificity

Human, Mouse, Rat; other species not tested.


IHC: 1:20-1:200

IF: 1:10-1:100

Antibody description

TSR2 Rabbit Polyclonal antibody. Positive IHC detected in human liver tissue, human epididymis tissue, human heart tissue, human kidney tissue, human lung tissue, human placenta tissue, human spleen tissue. Positive IF detected in MCF-7 cells. Positive WB detected in HeLa cells, HEK-293 cells, mouse kidney tissue. Observed molecular weight by Western-blot: 24-30 kDa

Validations



Preparation

This antibody was obtained by immunization of TSR2 recombinant protein (Accession Number: NM_058163). Purification method: Antigen affinity purified.

HeLa cells were subjected to SDS PAGE followed by western blot with Catalog No:116371(TSR2 antibody) at dilution of 1:400

Formulation

PBS with 0.02% sodium azide and 50% glycerol pH 7.3.

Storage

Store at -20°C. DO NOT ALIQUOT

Clonality

Polyclonal

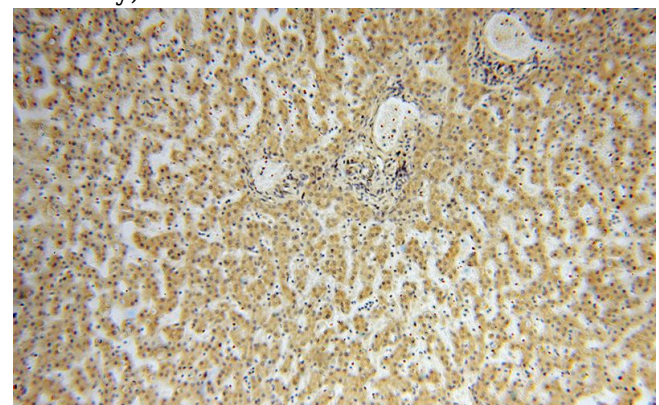
Ig Type

Rabbit IgG

Applications

ELISA, WB, IHC, IF

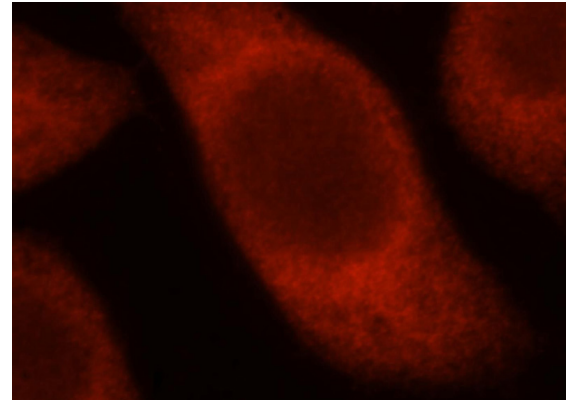
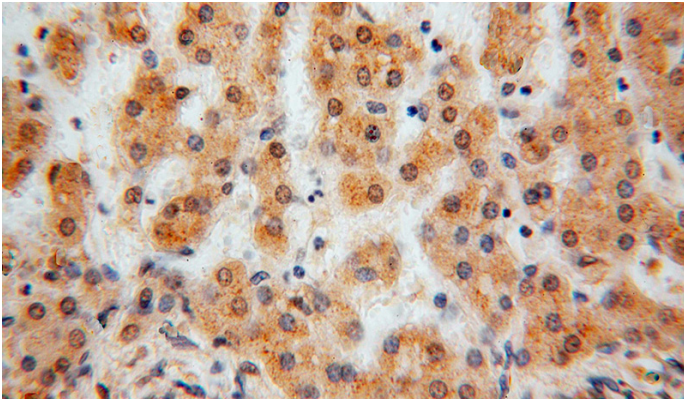
Dilutions



Immunohistochemical of paraffin-embedded human liver using Catalog No:116371(TSR2 antibody) at dilution of 1:50 (under 10x lens)

TSR2 antibody

Catalog Number: 116371



Immunohistochemical of paraffin-embedded human liver using Catalog No:116371(TSR2 antibody) at dilution of 1:50 (under 40x lens)

Immunofluorescent analysis of MCF-7 cells, using TSR2 antibody Catalog No:116371 at 1:25 dilution and Rhodamine-labeled goat anti-rabbit IgG (red).