

# MAEA antibody

Catalog Number: 112371

## Product name

MAEA antibody

## Specificity

human, mouse, rat; other species not tested.

## Antibody description

MAEA Rabbit Polyclonal antibody. Positive WB detected in human heart tissue, mouse pancreas tissue. Positive IHC detected in human breast cancer. Observed molecular weight by Western-blot: 33kd,36kd

## Preparation

This antibody was obtained by immunization of MAEA recombinant protein (Accession Number: NM\_001017405). Purification method: Antigen affinity purified.

## Formulation

PBS with 0.02% sodium azide and 50% glycerol pH 7.3.

## Storage

Store at -20°C. DO NOT ALIQUOT

## Clonality

Polyclonal

## Ig Type

Rabbit IgG

## Applications

ELISA, WB, IHC


## Dilutions

Recommended Dilution:

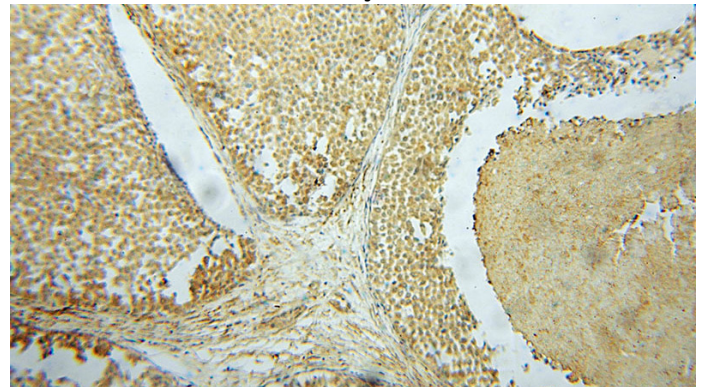
WB: 1:500-1:5000

IHC: 1:20-1:200

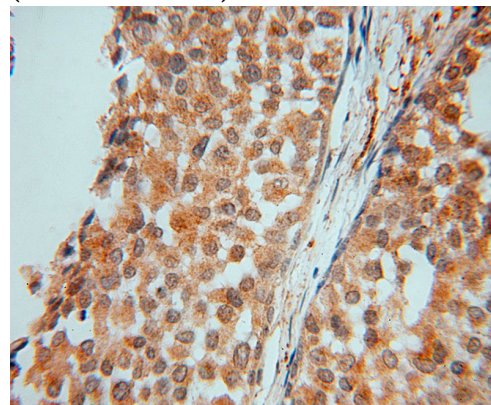
## Validations



human heart tissue were subjected to SDS PAGE followed by western blot with Catalog No:112371(MAEA antibody) at dilution of 1:400



Immunohistochemical of paraffin-embedded human breast cancer using Catalog No:112371(MAEA antibody) at dilution of 1:50 (under 10x lens)



Immunohistochemical of paraffin-embedded human breast cancer using Catalog No:112371(MAEA antibody) at dilution of 1:50

# MAEA antibody



Catalog Number: 112371

---

(under 40x lens)