

HDAC10 antibody



Catalog Number: 111371

Product name

HDAC10 antibody

Specificity

Human, Mouse, Rat; other species not tested.

Antibody description

HDAC10 Rabbit Polyclonal antibody. Positive WB detected in fetal human brain tissue, mouse thymus tissue. Positive IHC detected in human colon cancer tissue, human liver cancer tissue. Observed molecular weight by Western-blot: 68 kDa

Preparation

This antibody was obtained by immunization of HDAC10 recombinant protein (Accession Number: NM_032019). Purification method: Antigen affinity purified.

Formulation

PBS with 0.1% sodium azide and 50% glycerol pH 7.3.

Storage

Store at -20°C. DO NOT ALIQUOT

Clonality

Polyclonal

Ig Type

Rabbit IgG

Applications

ELISA, WB, IHC

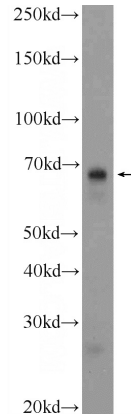
Dilutions

Recommended Dilution:

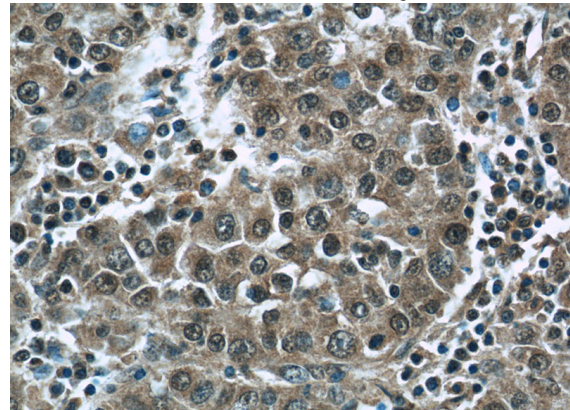
WB: 1:200-1:2000

IHC: 1:20-1:200

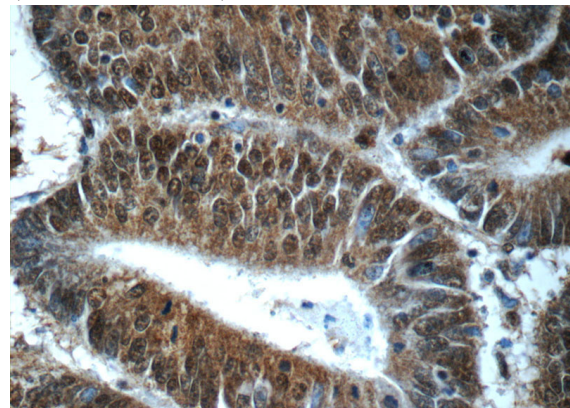
Validations



fetal human brain tissue were subjected to SDS PAGE followed by western blot with Catalog No:111371(HDAC10 Antibody) at dilution of 1:600



Immunohistochemistry of paraffin-embedded human liver cancer tissue slide using Catalog No:111371(HDAC10 Antibody) at dilution of 1:50 (under 40x lens)



Immunohistochemistry of paraffin-embedded human colon cancer tissue slide using Catalog

HDAC10 antibody



Catalog Number: 111371

No:111371(HDAC10 Antibody) at dilution of 1:50 (under 40x lens)