

NRAS antibody



Catalog Number: 113271

Product name

NRAS antibody

WB: 1:200-1:2000

IHC: 1:20-1:200

Specificity


Human, Mouse, Rat; other species not tested.

IF: 1:50-1:500

Antibody description

NRAS Rabbit Polyclonal antibody. Positive IF detected in HeLa cells. Positive IHC detected in human testis tissue, human pancreas tissue. Positive FC detected in HepG2 cells. Positive WB detected in Jurkat cells, A431 cells, HEK-293 cells. Observed molecular weight by Western-blot: 21 kDa

Validations



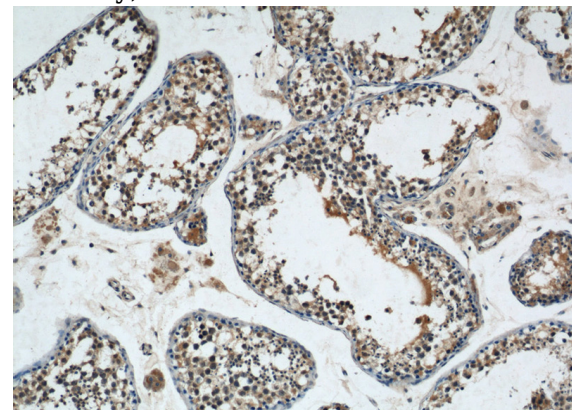
Preparation

This antibody was obtained by immunization of NRAS recombinant protein (Accession Number: NM_002524). Purification method: Antigen affinity purified.

Jurkat cells were subjected to SDS PAGE followed by western blot with Catalog No:113271(NRAS antibody) at dilution of 1:500

Formulation

PBS with 0.1% sodium azide and 50% glycerol pH 7.3.



Storage

Store at -20°C. DO NOT ALIQUOT

Clonality

Polyclonal

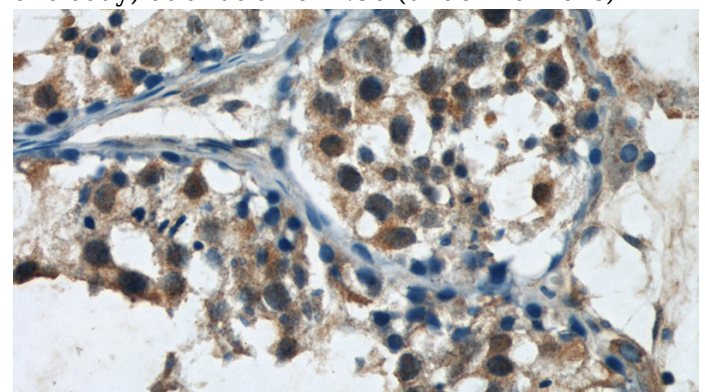
Immunohistochemical of paraffin-embedded human testis using Catalog No:113271(NRAS antibody) at dilution of 1:50 (under 10x lens)

Ig Type

Rabbit IgG

Applications

ELISA, WB, IHC, FC, IF



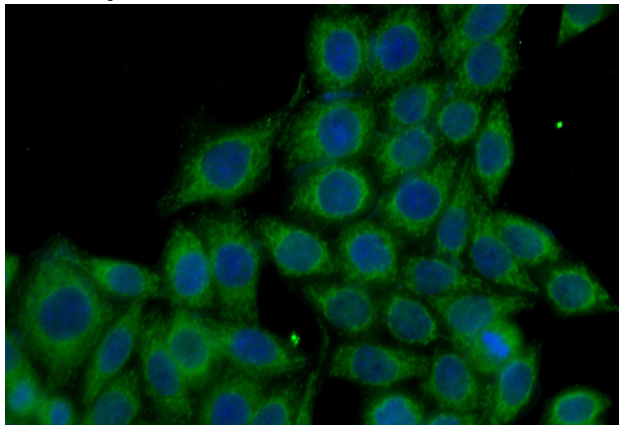
Dilutions

Recommended Dilution:

NRAS antibody

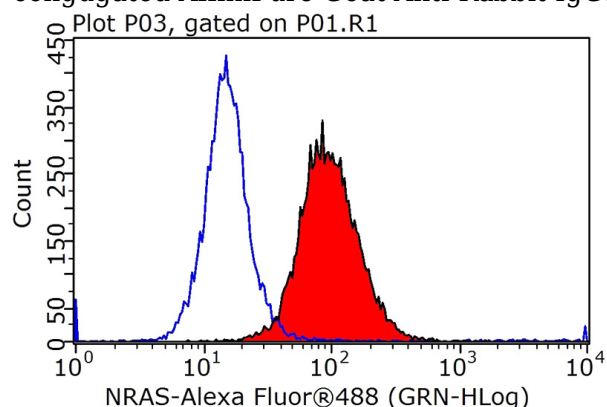
Catalog Number: 113271

Immunohistochemical of paraffin-embedded human testis using Catalog No:113271(NRAS antibody) at dilution of 1:50 (under 40x lens)



Immunofluorescent analysis of (-20oc Ethanol) fixed HeLa cells using Catalog No:113271(NRAS Antibody) at dilution of 1:50 and Alexa Fluor 488-

conjugated AffiniPure Goat Anti-Rabbit IgG(H+L)



1X10⁶ HepG2 cells were stained with .2ug NRAS antibody (Catalog No:113271, red) and control antibody (blue). Fixed with 90% MeOH blocked with 3% BSA (30 min). Alexa Fluor 488-conjugated AffiniPure Goat Anti-Rabbit IgG(H+L) with dilution 1:1000.