

PLK4 antibody

Catalog Number: 113971

Product name

PLK4 antibody

WB: 1:500-1:5000

IHC: 1:20-1:200


Specificity

Human, Mouse, Rat; other species not tested.

Antibody description

PLK4 Rabbit Polyclonal antibody. Positive IHC detected in human testis tissue, human cervical cancer tissue, human lung cancer tissue. Positive WB detected in mouse lung tissue, A549 cells, MCF7 cells. Observed molecular weight by Western-blot: 105-112 kDa

Validations



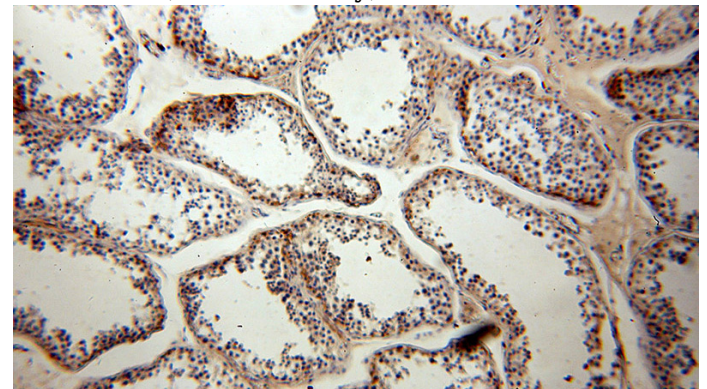
Preparation

This antibody was obtained by immunization of PLK4 recombinant protein (Accession Number: NM_014264). Purification method: Antigen affinity purified.

mouse lung tissue were subjected to SDS PAGE followed by western blot with Catalog No:113971(PLK4 antibody) at dilution of 1:2000

Formulation

PBS with 0.1% sodium azide and 50% glycerol pH 7.3.



Storage

Store at -20°C. DO NOT ALIQUOT

Clonality

Polyclonal

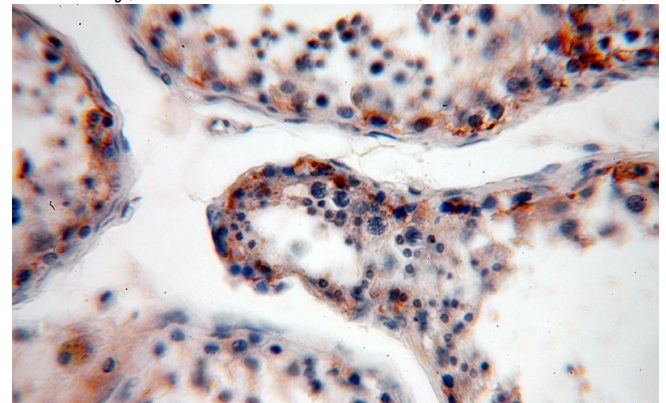
Ig Type

Rabbit IgG

Applications

ELISA, WB, IHC

Immunohistochemical of paraffin-embedded human testis using Catalog No:113971(PLK4 antibody) at dilution of 1:200 (under 10x lens)



Dilutions

Recommended Dilution:

Immunohistochemical of paraffin-embedded human testis using Catalog No:113971(PLK4 antibody) at dilution of 1:200 (under 40x lens)