

NGDN antibody



Catalog Number: 113171

Product name

NGDN antibody

Specificity

Human, Mouse, Rat; other species not tested.

Antibody description

NGDN Rabbit Polyclonal antibody. Positive WB detected in human cerebellum tissue, mouse brain tissue, mouse testis tissue. Positive IF detected in Hela cells. Positive IHC detected in human epididymis tissue, human heart tissue, human kidney tissue, human liver tissue, human placenta tissue. Observed molecular weight by Western-blot: 36kd

Preparation

This antibody was obtained by immunization of NGDN recombinant protein (Accession Number: NM_001042635). Purification method: Antigen affinity purified.

Formulation

PBS with 0.02% sodium azide and 50% glycerol pH 7.3.

Storage

Store at -20°C. DO NOT ALIQUOT

Clonality

Polyclonal

Ig Type

Rabbit IgG

Applications

ELISA, WB, IHC, IF

Dilutions


Recommended Dilution:

WB: 1:200-1:2000

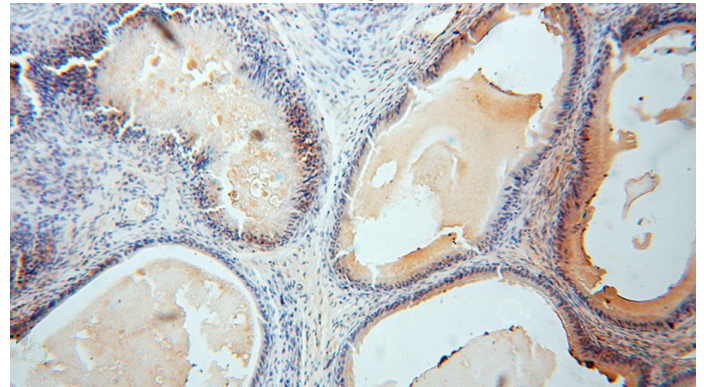
IHC: 1:20-1:200

IF: 1:20-1:200

Validations



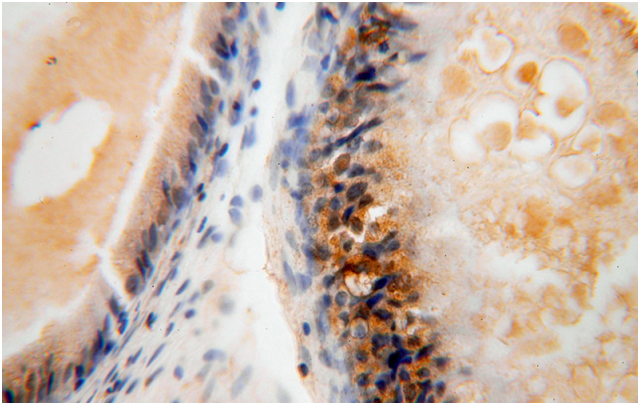
human cerebellum tissue were subjected to SDS PAGE followed by western blot with Catalog No:113171(NGDN antibody) at dilution of 1:500




Immunohistochemical of paraffin-embedded human epididymis using Catalog No:113171(NGDN antibody) at dilution of 1:50 (under 10x lens)

NGDN antibody

Catalog Number: 113171



Immunohistochemical of paraffin-embedded human epididymis using Catalog No:113171(NGDN antibody) at dilution of 1:50 (under 40x lens) 

Immunofluorescent analysis of Hela cells, using NGDN antibody Catalog No:113171 at 1:50 dilution and Rhodamine-labeled goat anti-rabbit IgG (red). Blue pseudocolor = DAPI (fluorescent DNA dye).