

RUNDC3A antibody



Catalog Number: 114871

Product name

RUNDC3A antibody

Specificity

Human, Mouse, Rat; other species not tested.

Antibody description

RUNDC3A Rabbit Polyclonal antibody. Positive IHC detected in human testis tissue. Positive WB detected in mouse brain tissue. Observed molecular weight by Western-blot: 45-50 kDa

Preparation

This antibody was obtained by immunization of RUNDC3A recombinant protein (Accession Number: NM_006695). Purification method: Antigen affinity purified.

Formulation

PBS with 0.02% sodium azide and 50% glycerol pH 7.3.

Storage

Store at -20°C. DO NOT ALIQUOT

Clonality

Polyclonal

Ig Type

Rabbit IgG

Applications

ELISA, WB, IHC


Dilutions

Recommended Dilution:

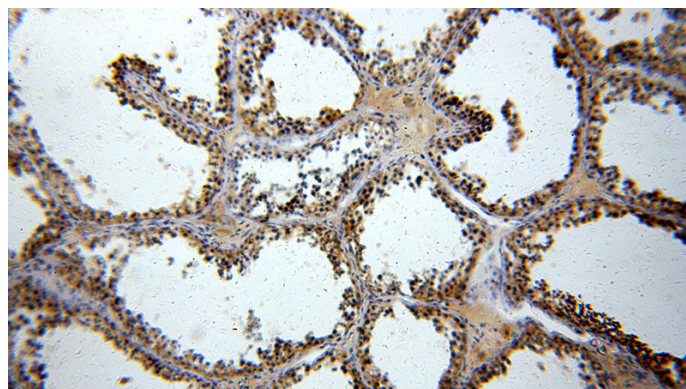
WB: 1:1000-1:10000

IHC: 1:20-1:200

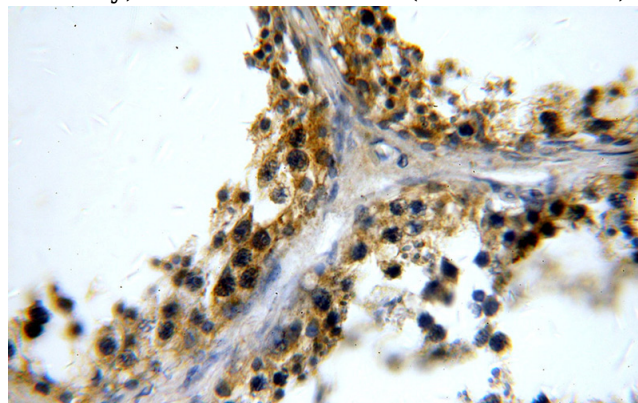
Validations



mouse brain tissue were subjected to SDS PAGE followed by western blot with Catalog No:114871(RUNDC3A antibody) at dilution of 1:2000



Immunohistochemical of paraffin-embedded human testis using Catalog No:114871(RUNDC3A antibody) at dilution of 1:100 (under 10x lens)



Immunohistochemical of paraffin-embedded human testis using Catalog No:114871(RUNDC3A antibody) at dilution of 1:100 (under 40x lens)