

UBAC1 antibody



Catalog Number: 116471

Product name

UBAC1 antibody

Recommended Dilution:

WB: 1:1000-1:10000

Immunogen

IHC: 1:20-1:200

[Human UBAC1 Recombinant protein \(GST tag\)](#)


Validations

Specificity

Human, Mouse, Rat; other species not tested.

Antibody description

UBAC1 Rabbit Polyclonal antibody. Positive IHC detected in human heart tissue. Positive WB detected in human brain tissue, human heart tissue, mouse brain tissue, mouse heart tissue, rat liver tissue. Observed molecular weight by Western-blot: 46 kDa



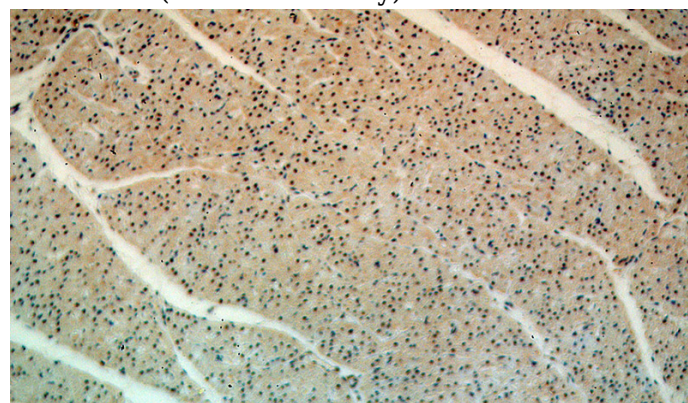
Preparation

This antibody was obtained by immunization of UBAC1 recombinant protein (Accession Number: NM_016172). Purification method: Antigen affinity purified.

human brain tissue were subjected to SDS PAGE followed by western blot with Catalog No:116471(UBAC1 antibody) at dilution of 1:500

Formulation

PBS with 0.02% sodium azide and 50% glycerol pH 7.3.



Storage

Store at -20°C. DO NOT ALIQUOT

Immunohistochemical of paraffin-embedded human heart using Catalog No:116471(UBAC1 antibody) at dilution of 1:100 (under 10x lens)

Clonality

Polyclonal

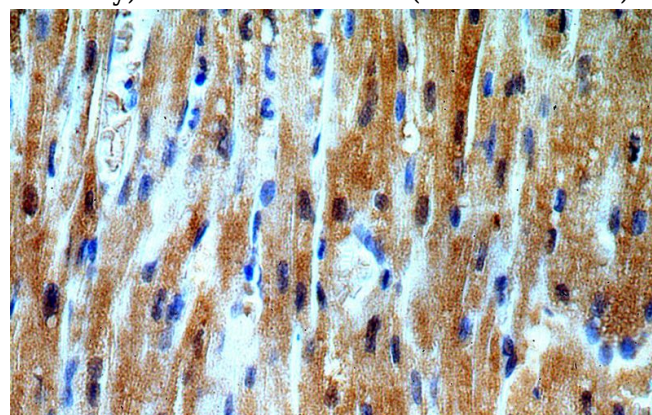
Ig Type

Rabbit IgG

Applications

ELISA, WB, IHC

Dilutions



UBAC1 antibody



Catalog Number: 116471

Immunohistochemical of paraffin-embedded

human heart using Catalog No:116471(UBAC1 antibody) at dilution of 1:100 (under 40x lens)