

ANKRD2 antibody



Catalog Number: 108071

Product name

ANKRD2 antibody

Specificity

Human, Mouse, Rat; other species not tested.

Antibody description

ANKRD2 Rabbit Polyclonal antibody. Positive IHC detected in human kidney tissue, human brain tissue, human lung tissue, human ovary tissue, human placenta tissue, human renal cell carcinoma tissue, human skeletal muscle tissue, human skin tissue, human testis tissue. Positive IP detected in mouse skeletal muscle tissue. Positive WB detected in human heart tissue, human skeletal muscle tissue, mouse skeletal muscle tissue. Observed molecular weight by Western-blot: 42kd

Preparation

This antibody was obtained by immunization of ANKRD2 recombinant protein (Accession Number: NM_001346797). Purification method: Antigen affinity purified.

Formulation

PBS with 0.1% sodium azide and 50% glycerol pH 7.3.

Storage

Store at -20°C. DO NOT ALIQUOT

Clonality

Polyclonal

Ig Type

Rabbit IgG

Applications

ELISA, WB, IHC, IP

Dilutions


Recommended Dilution:

WB: 1:500-1:5000

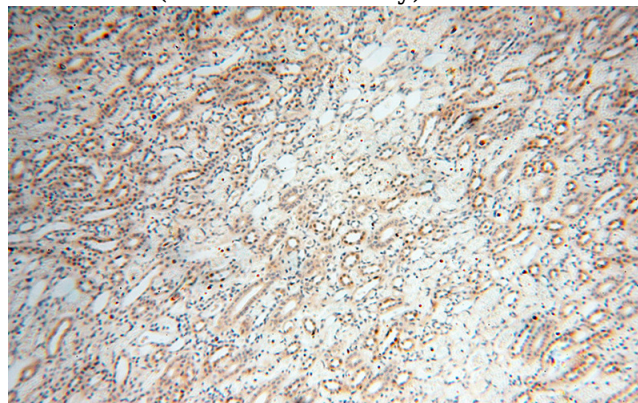
IP: 1:200-1:2000

IHC: 1:20-1:200

Validations



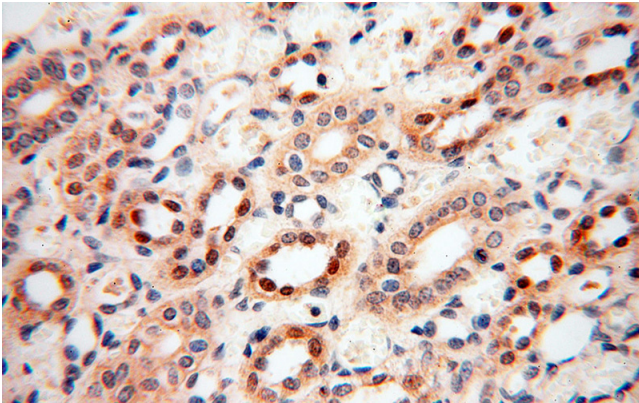
human heart tissue were subjected to SDS PAGE followed by western blot with Catalog No:108071(ANKRD2 antibody) at dilution of 1:500



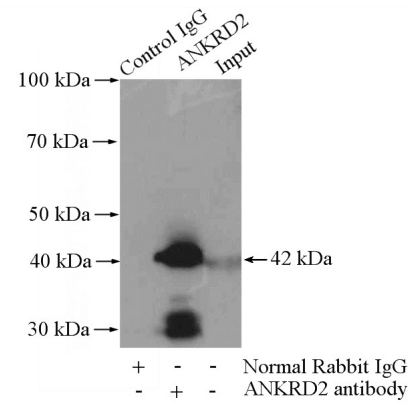
Immunohistochemical of paraffin-embedded human kidney using Catalog No:108071(ANKRD2 antibody) at dilution of 1:100 (under 10x lens)

ANKRD2 antibody

Catalog Number: 108071



Immunohistochemical of paraffin-embedded human kidney using Catalog No:108071(ANKRD2 antibody) at dilution of 1:100 (under 40x lens)



IP Result of anti-ANKRD2 (IP:Catalog No:108071, 4ug; Detection:Catalog No:108071 1:500) with mouse skeletal muscle tissue lysate 3600ug.