

# SYK antibody

Catalog Number: 115761

## Product name

SYK antibody

## Specificity

Human; other species not tested.

## Antibody description

SYK Rabbit Polyclonal antibody. Positive WB detected in HEK-293 cells. Positive IHC detected in human spleen tissue. Observed molecular weight by Western-blot: 75 kDa

## Preparation

This antibody was obtained by immunization of SYK recombinant protein (Accession Number: XM\_005252147). Purification method: Antigen affinity purified.

## Formulation

PBS with 0.02% sodium azide and 50% glycerol pH 7.3.

## Storage

Store at -20°C. DO NOT ALIQUOT

## Clonality

Polyclonal

## Ig Type

Rabbit IgG

## Applications

ELISA, WB, IHC


## Dilutions

Recommended Dilution:

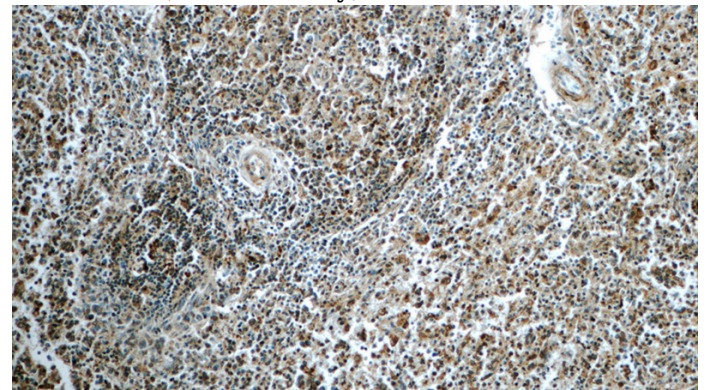
WB: 1:500-1:5000

IHC: 1:20-1:200

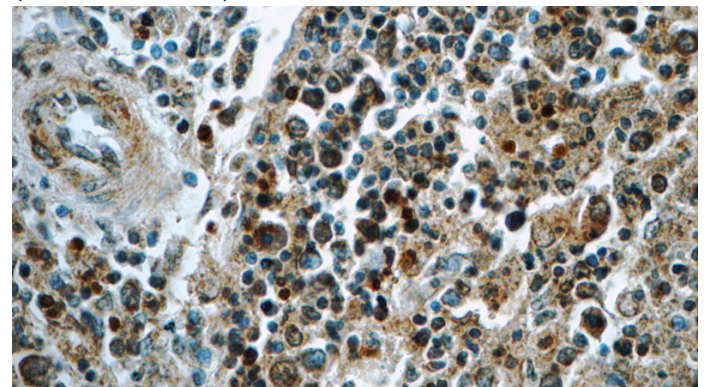
## Validations



HEK-293 cells were subjected to SDS PAGE followed by western blot with Catalog No:115761(SYK antibody) at dilution of 1:1000



Immunohistochemistry of paraffin-embedded human spleen tissue slide using Catalog No:115761(SYK Antibody) at dilution of 1:50 (under 10x lens)



Immunohistochemistry of paraffin-embedded human spleen tissue slide using Catalog No:115761(SYK Antibody) at dilution of 1:50 (under 40x lens)