

ERK1/2 antibody

Catalog Number: 110361

Product name

ERK1/2 antibody

Specificity

Human, Mouse, Rat, Zebrafish; other species not tested.

Antibody description

ERK1/2 Rabbit Polyclonal antibody. Positive WB detected in HeLa cells, A431 cells, HEK-293 cells, HepG2/A431 cells, mouse brain tissue, mouse kidney tissue, NIH/3T3 cells, PC-3 cells, rat brain tissue, rat kidney tissue. Positive IHC detected in human liver tissue, human kidney tissue. Positive IF detected in HeLa cells. Observed molecular weight by Western-blot: 38-44 kDa

Preparation

This antibody was obtained by immunization of ERK1/2 recombinant protein (Accession Number: NM_002745). Purification method: Antigen affinity purified.

Formulation

PBS with 0.02% sodium azide and 50% glycerol pH 7.3.

Storage

Store at -20°C. DO NOT ALIQUOT

Clonality

Polyclonal

Ig Type

Rabbit IgG

Applications

ELISA, WB, IHC, IF

Dilutions


Recommended Dilution:

WB: 1:1000-1:10000

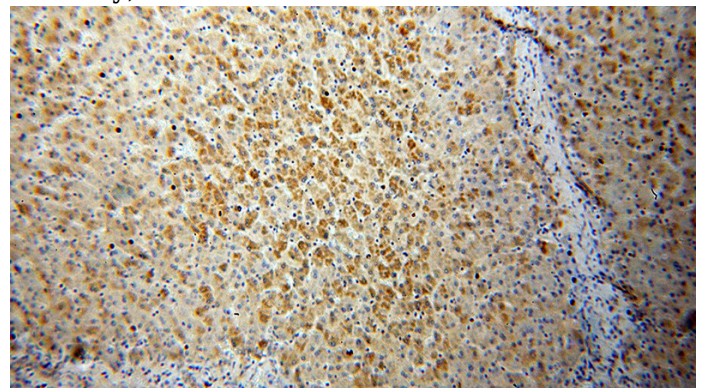
IHC: 1:20-1:200

IF: 1:10-1:100

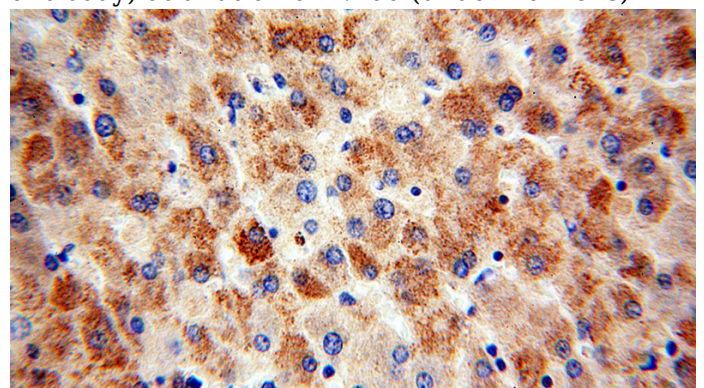
Validations



HeLa cells were subjected to SDS PAGE followed by western blot with Catalog No:110361(ERK1/2 antibody) at dilution of 1:1000



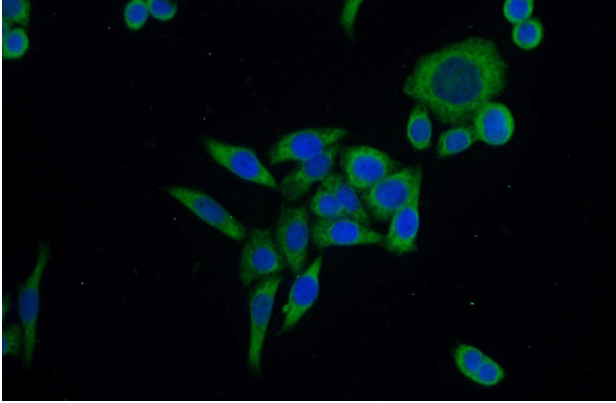
Immunohistochemical of paraffin-embedded human liver using Catalog No:110361(ERK1/2 antibody) at dilution of 1:100 (under 10x lens)



ERK1/2 antibody

Catalog Number: 110361

Immunohistochemical of paraffin-embedded human liver using Catalog No:110361(ERK1/2 antibody) at dilution of 1:100 (under 40x lens)



Immunofluorescent analysis of HeLa cells using Catalog No:110361(ERK1/2 Antibody) at dilution of 1:25 and Alexa Fluor 488-conjugated AffiniPure Goat Anti-Rabbit IgG(H+L)