

RHOF antibody

Catalog Number: 114661

Product name

RHOF antibody

Specificity

Human, Mouse, Rat; other species not tested.

Antibody description

RHOF Rabbit Polyclonal antibody. Positive WB detected in COLO 320 cells, human brain tissue. Positive IHC detected in human colon cancer tissue, human small intestine tissue. Observed molecular weight by Western-blot: 24 kDa, 19 kDa

Preparation

This antibody was obtained by immunization of RHOF recombinant protein (Accession Number: BC018208). Purification method: Antigen affinity purified.

Formulation

PBS with 0.02% sodium azide and 50% glycerol pH 7.3.

Storage

Store at -20°C. DO NOT ALIQUOT

Clonality

Polyclonal

Ig Type

Rabbit IgG

Applications

ELISA, WB, IHC

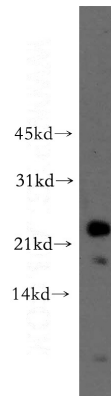
Dilutions

Recommended Dilution:

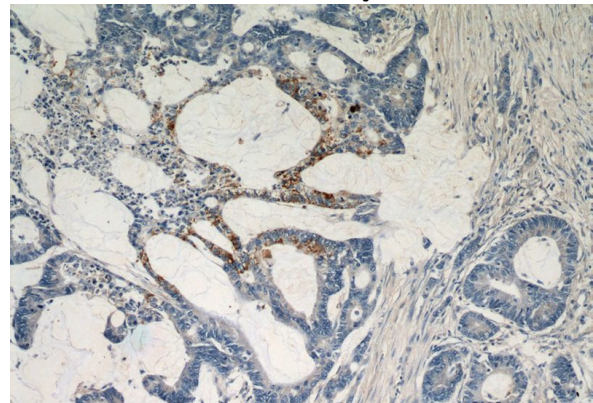
WB: 1:500-1:5000

IHC: 1:20-1:200

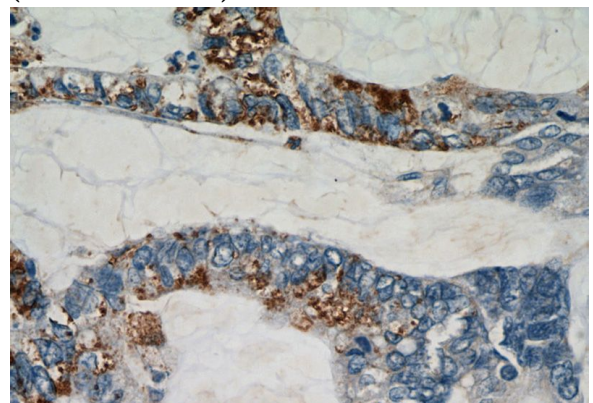
Validations



COLO 320 cells were subjected to SDS PAGE followed by western blot with Catalog No:114661(RHOF antibody) at dilution of 1:500



Immunohistochemical of paraffin-embedded human colon cancer using Catalog No:114661(RHOF antibody) at dilution of 1:50 (under 10x lens)



Immunohistochemical of paraffin-embedded human colon cancer using Catalog

RHOF antibody



Catalog Number: 114661

No:114661(RHOF antibody) at dilution of 1:50 (under 40x lens)