

Anti-ZIC1 antibody

Catalog Number: 176561

Product name

Anti-ZIC1 antibody

Specificity

Human, Mouse, Rat

Antibody description

Rabbit monoclonal antibody to ZIC1

Preparation

This antigen of this antibody was recombinant protein

Formulation

Liquid, 1*TBS (pH7.4), 0.05% BSA, 40% Glycerol.
Preservative: 0.05% Sodium Azide.

Storage

Store at +4°C after thawing. Aliquot store at -20°C or -80°C. Avoid repeated freeze / thaw cycles.

Clonality

Monoclonal

Ig Type

Rabbit IgG

Applications

WB, IHC-P, FC

Dilutions

WB: 1:500-1:1,000

IHC-P: 1:50-1:200

FC: 1:50-1:100

Validations

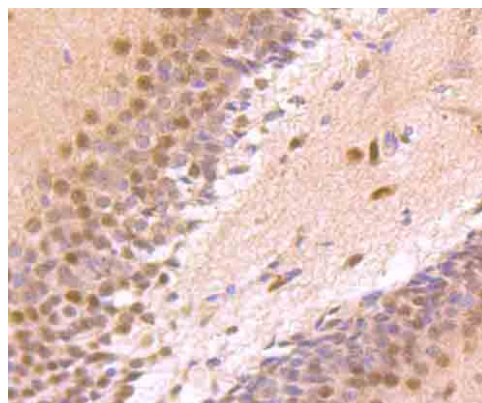


Fig1: Immunohistochemical analysis of paraffin-embedded rat brain tissue using anti-Zic1 antibody. Counter stained with hematoxylin.

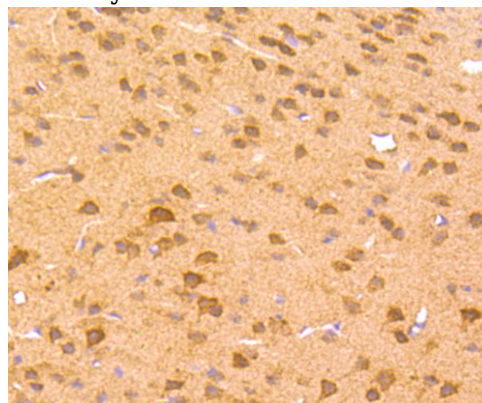


Fig2: Immunohistochemical analysis of paraffin-embedded mouse brain tissue using anti-Zic1 antibody. Counter stained with hematoxylin.

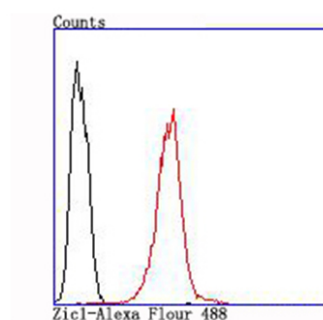


Fig3: Flow cytometric analysis of SH-SY5Y cells with Zic1 antibody at 1/100 dilution (red) compared with an unlabelled control (cells without incubation with primary antibody; black).