

Anti-EGFR (5E9) Mouse antibody



Catalog Number: 168161

Product name

Anti-EGFR (5E9) Mouse antibody

Specificity

Human

Antibody description

EGFR (5E9) Mouse monoclonal antibody

Preparation

Antigen: Synthetic Peptide of EGFR

Formulation

PBS, pH 7.4, containing 0.02% sodium azide as Preservative and 50% Glycerol.

Storage

Store at 4°C short term. Store at -20°C long term. Avoid freeze / thaw cycle.

Clonality

Monoclonal

Ig Type

Mouse IgG1

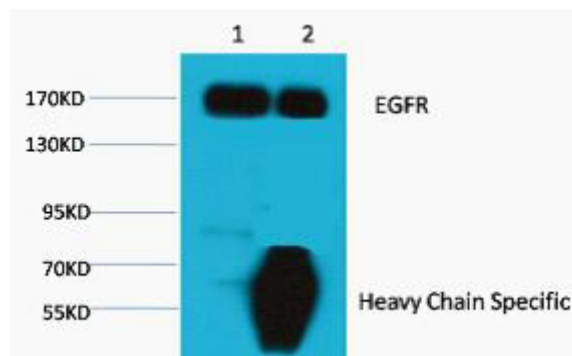
Applications

WB, IP

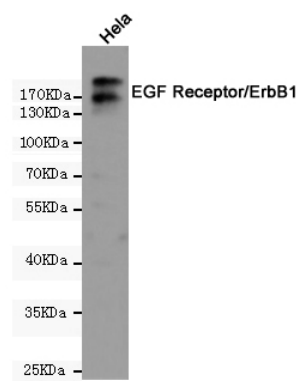
Dilutions

WB: 1/1000-3000

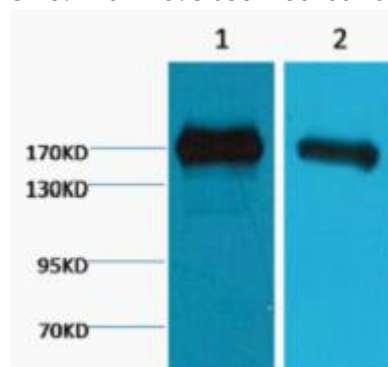
Validations



1. Input: HeLa Cell Lysate 2. IP product: IP dilute 1:200 Western blot analysis: primary antibody: 1:1,000 Secondary antibody: Goat anti-Mouse IgG, Heavy Chain Specific(S003), 1:5,000



Western blot detection of EGF Receptor/ErbB1 in HeLa cell lysates using EGF Receptor/ErbB1 (5E9) Mouse mAb(1:1000 diluted). Predicted band size:170KDa. Observed band size:175KDa.



Western blot analysis of 1) A431, 2) HeLa, diluted at 1:2000.